

## EAST BAY INNOVATION ACADEMY PROP 39 FACILITIES REQUEST FORM

UNDER EDUCATION CODE §47614 (Proposition 39)

- Facilities request will only be accepted if submitted on this form with all required attachments.<sup>1</sup>
- Include only information requested on this form; please refrain from including extraneous information or attachments.
- Facilities request must be received by 12:00 pm on Tuesday, November 1, 2016
- A new or proposed new charter school may make a facilities request only if its charter petition was submitted on or before the last regularly scheduled Board meeting in October of the fiscal year preceding the year for which facilities are requested, and only if it receives approval of the petition before March 15 of the fiscal year preceding the year for which facilities are requested.

Office Use Only

Date Submitted:

Initials:

**Charter School Name: East Bay Innovation Academy**

*Application Prepared By:*

Name: **Rochelle (Shelley) Benning**

Email: **shelley@eastbayia.org**

Phone: **(510)363-6761 (Shelley's Mobile)**

Fax: **(510)577-9557 (EBIA Office Number)**

Mailing Address: 3400 Malcolm Avenue, Oakland, CA 94605

**1. Please complete and attach the [ADA Projections Spreadsheet](#) (Appendix I).**

Completed. Please see Tab 1 in East Bay Innovation Academy's Prop 39 Request binder. In accordance with Education Code Section 47614(b)(2), the District is required to allocate school facilities to the Charter School for the following year based upon a projection of average daily classroom attendance provided by the Charter School.

As described in the EBIA Charter School petition approved by OUSD on October 23, 2013 and as reflected in the current student enrollment for the 2015-2016 school year at EBIA, EBIA's Board of Directors has determined that a reasonable projection of the Charter School's in-District average daily classroom attendance for the 2017-2018 school year is 415.800.

When reviewing Appendix 1, as an initial point of reference, please note, in EBIA's third year of operation (the current 2016-2017 school year) EBIA serves 6th, 7th, 8th and 9<sup>th</sup> grades. For the 2017-2018 school year, as reflected in this Prop. 39 request, EBIA will serve 6th, 7th, 8<sup>th</sup>, 9<sup>th</sup> and 10<sup>th</sup> grades. Each subsequent year, the school will add an additional grade until full build-out to 12th grade in 2020.

**2. Provide a description of the methodology used for the ADA projections above. Please also include supporting documentation as an attachment. Title 5 CCR §11969 specifies that a requesting charter school must determine a reasonable projection of the in-district average daily classroom attendance (ADA) for the applying school year.**

Please note – to review specific current enrollment information please see Appendix 3 - EBIA ADA 2016-2017 as of October 5, 2016. Please see Appendix 2 – EBIA ADA 2015-2016 School Year P-2 for prior year enrollment information. For detailed future enrollment assumptions, associated text assumptions, and methodology for all data tables, please see Appendix 4 – EBIA Data Calculation Supporting Tables for all information provided in OUSD's Appendix 1 for both Table 1 and Table 2.

---

<sup>1</sup> 5 CCR § 11969.9(c)(3) School districts may require the charter school to submit its facilities request containing the information specified in paragraphs (1) and (2) on...another form specified by the school district.



In 2017-2018 there are two significant things occurring with EBIA's enrollment:

- 1. Sixth Grade – New Class:** As it does every year, EBIA will add a new class of roughly 120 6<sup>th</sup> graders in the fall of 2017. Each year of its operation, EBIA has completely filled every slot in each of its incoming 6<sup>th</sup> grade classes, and has in the last few years received hundreds more applications than it had available slots which has led to extremely long waiting lists for 6<sup>th</sup> grade. As a result, it is reasonable to assume that EBIA will again enroll a full 6<sup>th</sup> grade class. Further, because of the adoption of Oakland's new common enrollment system for Oakland charters, EBIA believes it will see even more Oakland resident applicants who learn out EBIA through that program, so the ratio of Oakland students to all students will land at 90%.
- 2. Tenth Grade – Adding a New Grade:** EBIA will push up another year in its grade span, and will launch the first 10<sup>th</sup> grade class. As our grades roll forward, we will continue to push up a new grade level each year until we reach full build out in 12<sup>th</sup> grade.

As noted in Appendix I, Table 1 and in Appendix 5, EBIA currently has 422 enrolled students, consisting of 342 in-district, and 80 out-of-district students.

EBIA ADA estimates for 2017-2018 assume an average daily attendance rate of 96% for grades 6, 7 and 8 and an average daily attendance rate of 90% for grades 9 and 10. This estimate is based on annual ADA trends EBIA has seen in middle school grades over the last few years, and on the ADA we see now in our 9<sup>th</sup> grade program. The Illuminate reports in Appendix 2 and 3 show strong attendance, and EBIA will do everything possible to maintain that positive trend.

In practice, EBIA's forecasted enrollment plans for the 2017-2018 school year indicate EBIA's incoming 6<sup>th</sup> grade cohort will reflect a typical class size of 120. EBIA will grow the 7<sup>th</sup> grade class by roughly three students, to reach a class size of 120. The 8<sup>th</sup> grade class should remain close to current enrollment levels, per OUSD's Live-Go Data for 2016-2017.

EBIA's 9<sup>th</sup> grade enrollment was smaller this year than anticipated, due to the splitting of the program between two campuses, transportation challenges (the high school campus was eight miles from the middle school campus), the inability of 9<sup>th</sup> grade families to visit the high school location before the school year started, and concerns about the safety of the neighborhood the high school was located in. As such EBIA has only increased our rising 9<sup>th</sup> to 10<sup>th</sup> grade class by two heads, bringing the total to 60 students for 10<sup>th</sup> grade. The uncertainty about location continues for EBIA's high school, and families are looking for specific answers to high school location questions – because the last four years of school are critical for college admissions, and because families are often coordinating transportation based on siblings needs and parent work locations. Our rising 8<sup>th</sup> grade families have indicated that they are interested in staying with EBIA and as such, we have forecast a 9<sup>th</sup> grade class of 100 students. However, facility concerns weigh heavily on our families and as such, we are anxious to begin productive discussions with OUSD right away so that we can provide facilities answers to the EBIA community.

EBIA's application window and process for the 2017-2018 school year is different than prior years. Typically EBIA would open up the application window on October 1, and would be able to provide applications as evidence of facility needs in our November 1 Prop 39 request. However, starting with the 2017-2018 application period, EBIA is participating in the new Enroll Oakland Charters (EOC) common enrollment system. The EOC the application window opens for all Oakland Charters on November 1<sup>st</sup>. EBIA believes the impact of participating in the EOC system will improve access and equity for families who are interested in our program and substantially increase participation of Oakland families.



EBIA continues to be focused on student recruitment through early spring 2017 to ensure we meet our ADA projections. EBIA has a detailed plan in place to ensure that all Oakland families have an opportunity to learn about EBIA and apply if interested. Our plan includes a combination of events including – school tours, information nights hosted at EBIA, school information fairs, and educator tours. EBIA will also connect with all OUSD elementary school principals and 5th grade teachers at schools located west of Highway 580, and at Grass Valley Elementary east of 580. As a result, EBIA is confident that it will meet its ADA forecast for the 2017-2018 school year.

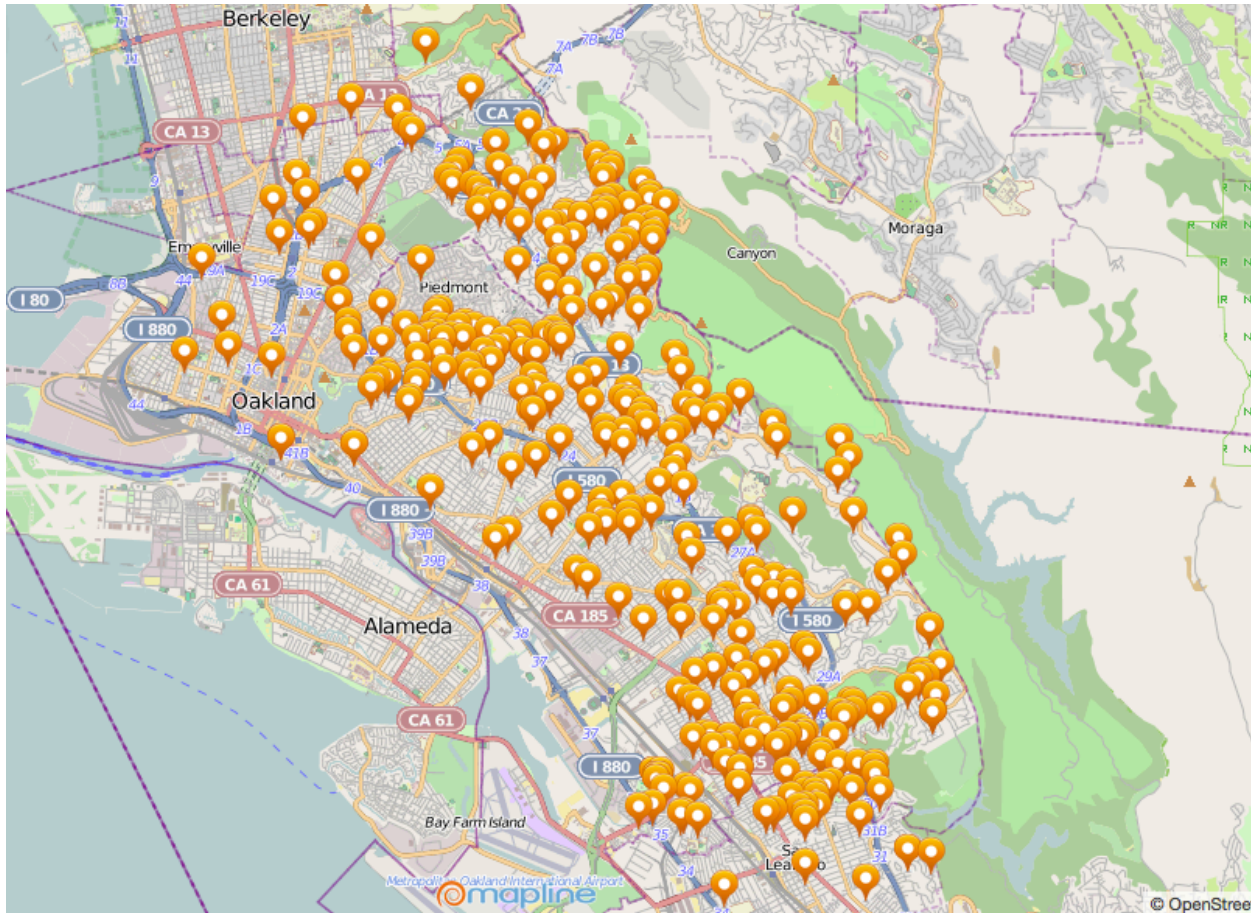
- 3. Please indicate all OUSD campuses on which the Charter School is currently located. (If Charter School is not currently located on an OUSD campus, enter "None".) (NOTE: Proposition 39 allows OUSD to move a charter school from its current site if necessary.)**

East Bay Innovation Academy (EBIA) is located at two OUSD campuses.

EBIA has grades 6, 7, and 8, the student summer academic acceleration program (held in July), and its summer new teacher training program (held in August) all located at OUSD's Marshall Campus at 3400 Malcolm Avenue, Oakland 94605. Please see Appendix 7 for the 2017-2018 EBIA school calendar. The current school year, 2016-2017, is the last year of the "in lieu" lease that OUSD provided to Marshall. (One year lease with one year to renew; this is EBIA's renewal year). Furthermore, this current school year (2016-2017) EBIA's 9<sup>th</sup> grade class is located at OUSD's Roosevelt Campus at 1926 E. 19<sup>th</sup> Street, Oakland, CA 94606 under an annual Prop 39 agreement.

- 4. Provide a description of the district school site and/or general geographic area in which the charter school wishes to locate. (NOTE: Proposition 39 requires OUSD to make a "reasonable effort" to offer a facility to a charter school in the general geographic area in which the charter school wishes to locate, but does not require it to.)**

EBIA's student body comes from all over Oakland. Roughly 26% of our students come from East Oakland in the 94603, 94605, 94619, and 94621 ZIP codes, where OUSD's Marshall Campus is located. EBIA families are well adjusted and comfortable with the location of Marshall campus for middle school. EBIA's preference would be to have the middle school remain at Marshall, unless OUSD could provide another option for facilities that would allow the entire EBIA program to be located together in one location, that our families would accept from a safety and ease of access perspective. The image below is a snapshot of EBIA's Live Go data as of September 10<sup>th</sup>, 2016.



In the 2017-2018 school year, EBIA will serve grades 6, 7, 8, 9 and 10. EBIA's middle school has been located at OUSD's Marshall campus in East Oakland since EBIA's launch – but EBIA's student body comes from all over Oakland. In 2016-2017 EBIA's 9<sup>th</sup> grade was located 8 miles away from Marshall Campus, at Roosevelt Middle School. This has posed some challenges for EBIA – we lost a significant number of 9<sup>th</sup> graders because of concern over the safety the area surrounding Roosevelt Campus, exacerbated by some violent criminal activity that happened prior to the start of the school year in that neighborhood. Further, because of the manner in which the District implemented the Prop. 39 process, families were not allowed to tour the high school location before the school year started, and this caused a good deal of concern and worry on the part of our families. They were worried about the location and had no way other than to drive by Roosevelt, to see what the school was like on the inside. Families see high school as being a very significant stepping stone for their child, and as such, were very concerned about the middle school and high school being separated, the safety of the location of the high school, and their inability to see the school for themselves.

The 2016-2017 Prop 39 space allocation at Roosevelt Middle School for the EBIA High School has been a challenge. EBIA's students have not been able to meaningfully access shared spaces like the gym, a large portion of the classrooms assigned were materially smaller than the average Roosevelt classrooms, and in an effort to avoid conflict with the district program, EBIA elected not to use all the shared space it was entitled to during the 2016-2017 school year. Further, the principal at Roosevelt has clearly stated that there is no additional space available at Roosevelt for EBIA to use this year and in coming years. As a result, EBIA is not interested in continuing to be located at the Roosevelt Middle School campus.



Additionally, it's worth noting that space is also very tight at EBIA's middle school location, OUSD's Marshall campus. Student advisory groups have to meet outside and in the administrative offices because of the lack of available interior space, and innovation lab supplies and groups meet and work from a single shipping container placed on the school playground.

For the reasons noted above, and a myriad of other operational concerns that relate to operating a split campus program with one co-located site, EBIA is anxious to find a permanent home for EBIA's Middle and High School – so that families can have comfort in knowing what their child's experience and school location will be year in and year out.

It is important to highlight EBIA's continued growth trends; in 2016-2017 EBIA has 422 total students. By 2017-2018, EBIA will grow to have an enrollment of approximately 518 students, until we fully expand to around 770 students when all grade levels are open.

In general, EBIA would like to stay in the Oakland Hills area where the school is located in now, or in another easily accessible area in Oakland that would provide consistency to our families and offer a safe, gang-neutral school location for all our students. EBIA is a magnet school, drawing students from across Oakland to participate in its programs. As such, it is important that any school location is easy to get to via public transportation, and with good highway access. Furthermore, it is very important to our parents that their children can consistently travel safely to the school site without supervision.

As a result of EBIA's urgent short- and medium-term facility needs, and due to the growth of the program each year as new grades are launched, EBIA would like to formally and urgently request a meeting now with OUSD leadership to begin planning to accommodate future growth of EBIA's high school – which is growing to serve 9<sup>th</sup> and 10<sup>th</sup> graders in 2017-2018, and will expand to serving 9<sup>th</sup> – 12<sup>th</sup> grades by the 2019-2020 school year. Additionally, EBIA is interested in a multi-year, in lieu agreement with the District that will allow for long term planning on the part of both the District and EBIA.

EBIA has identified a few alternative OUSD school sites as exemplars that appear to have the right capacity and location for our program given our Oakland-wide facilities analysis. We have included some high level thoughts about each of these suggested locations.

1. Lakeview Elementary School

- Able to hold the EBIA high school's future growth and its programs, co-location impact would be limited to working with OUSD Welcome Center rather than an educational program.
- Central location for bus transportation and conveniently located for families from all over Oakland.
- Perceived by most Oakland families as being a safe and convenient location for an Oakland-wide magnet school.

2. King Estates, Frick Middle School and Howard Elementary School

- All located relatively nearby the Marshall Campus which is where EBIA's middle school is currently located.
- Bus transportation and conveniently located for families from all over Oakland.

3. West Lake Middle School

- Central location for bus transportation and conveniently located for families from all over Oakland.
- Perceived by most Oakland families as being a safe and convenient location for an Oakland-wide magnet school.



- Co-location with current middle school program and ability to expand capacity of EBIA high school program could be limited in this location.

**5. Provide information on the charter school’s educational program that is relevant to the assignment of facilities.**

Title 5 CCR Section 11969.9(c)(1)(F) requires the facilities request to provide information regarding the charter school’s educational program that is relevant to the assignment of facilities. As noted in the EBIA petition, key components of the educational program include a STEAM focus, an emphasis on project based learning, blended learning, and design and innovation. Students will engage in the performing arts, “maker-time”, heavy duty lab-based science classes, intersessions, and other enrichment programs. In order to provide this aspect of our educational program, the facility allocated to EBIA should ideally have the characteristics noted in the table directly below, which was included in our charter petition. Lastly, please note that this list is not exhaustive, and if the District’s comparison schools include other facilities not noted here, the District must also allocate a reasonably equivalent amount of this space to the Charter School.

Facility Component	Requirement Description
<b>Technology Infrastructure</b>	Technology will be ubiquitous at EBIA and is core to its model. An EBIA facility should support a state of the art wireless computer network and its associated infrastructure (e.g. servers, routers, printers, electrical outlets, ample wired/wireless network access, etc.) and media hardware (overhead projection, screens, electronic whiteboards, etc.). Network bandwidth should be able to support all authorized users without restriction.
<b>Great Room</b>	Our students will present their work to the EBIA community on a regular basis. A “WOW” space commons area for formal and informal gatherings and presentation of student work that serves as the intellectual hub of the school. A flexible space with high ceilings that can be deployed for school-wide morning meetings, exhibitions, events, and performances. Full audio/visual capabilities and stage lighting adapted to use for theatrical performances, and an overhead curtain that can subdivide that space in a variety of ways, are important features.
<b>Teaching Neighborhoods (Clustered Seminar Rooms with Adjoining Common Area and teaching team office)</b>	The creation of teaching neighborhoods promotes ownership and personalization by breaking down the school into smaller subsets: <ul style="list-style-type: none"> <li>• Seminar rooms ideally have acoustically rated, movable walls that support a variety of room configurations and activities. This facilitates team teaching, project-based learning, and flexible instructional models. Students make use of the flexibility that the seminar rooms afford them, working individually and in groups large and small. Teachers work in teams to design integrated projects that cut across subject area boundaries.</li> <li>• Teaching neighborhoods would ideally cluster seminar rooms in groups of four, with a shared “open studio” common space area for group work, exhibits, and meetings for each cluster.</li> <li>• Teams of math/science and humanities teachers share offices that adjoin seminar rooms in the teaching neighborhoods they work in.</li> </ul>
<b>Project Studios</b>	The facility should have spaces that would be used as project studios for student group work, gatherings, and presentations. These spaces would be used as combination exhibition spaces, project building studios, study areas, and computer labs.
<b>Laboratories</b>	The ability to house laboratories supporting flexible general science and robotics project labs where students can build what they have designed on computers. These labs would ideally be connected to outdoor space with additional storage for building and storing large scale projects. Furthermore, art and information technology multi-media laboratory space is needed.
<b>Indoor/Outdoor Connection</b>	Space that integrates indoor and outdoor space – to drive learning, creativity, and to support project-based learning. Ideally EBIA would have indoor and outdoor eating spaces



	and an outdoor amphitheater to extend the learning environment and take advantage of Oakland’s great climate.
<b>Venues for Display</b>	Circulation throughout the facility takes place in galleries/exhibition areas used to display and exhibit student work. Students will curate exhibits across the school in these highly trafficked areas.
<b>Education Specialist Offices</b>	Office(s) needed for 1:1 assessment, counseling and instruction of special needs students.
<b>Offices/Reception</b>	Facility should have offices available for school administrative staff, and a reception area to greet guests and to ensure school security and physical access procedures are strictly enforced.
<b>Food Service Area</b>	Kitchen and food distribution facilities set-up to prepare, distribute, and consume breakfast and lunch to students. End-state ideal would be a central point for food preparation, and distributed café style delivery at a few various locations at the school.
<b>Fitness Facility</b>	To facilitate and host student sports activities.

**The following application requirement ONLY applies to Schools Opening in 2017-18 or Operating Schools Projecting an Enrollment Increase Greater than 10%**

6. Please complete and attach the [Meaningfully Interested Student Signature Forms](#) (Appendix II) **AND** the [Meaningfully Interested Students Spreadsheet](#) (Appendix III). (Please be sure to also include Appendix III in Excel format on the flash drive.) *Title 5 CCR §11969.9(c)(1)(B)(C) states that the annual request must include a description of the methodology used in making the ADA projections and if relevant, documentation of the number of in-district students meaningfully interested in attending the charter school.*

Not applicable to East Bay Innovation Academy.



Definitions:
1. "Prior Year" means "the fiscal year prior to the fiscal year in which the facilities request is made." (2015-2016) Cal. Admin. Code tit. 5, § 11969.9(c)(1)(A)
2. "Current Year" means the year in which the facilities request is made. (2016-2017)
3. "Request Year" means the year for which facilities is requested. (2017-2018)
4. "In-District" refers to students that reside in Oakland

**Table 1: Total Classroom ADA Actuals & Projections - EAST BAY INNOVATION ACADEMY**

Grade Level	Prior Year P-2 ADA (1)	Current Year CBEDS Enrollment (2)	Request Year Projected ADA (3)
6	112.833	117	115.200
7	126.860	118	115.200
8	91.140	129	113.280
9	0	58	90.000
10	0	0	54.000
<b>Total</b>	<b>330.833</b>	<b>422</b>	<b>487.680</b>

- (1) Data Source - Appendix 2 - ADA for 2015-2016 Full Year EBIA
- (2) Data Source - Appendix 3 - EBIA ADA as of 10/5 2016 for 2016-2017 School Year
- (3) Data Source - Appendix 4 - EBIA Data Calculations Supporting Tables in OUSD Appendix 1

**Table 2: Total In-District Classroom ADA Actuals & Projections - EAST BAY INNOVATION ACADEMY**

Grade Level	Prior Year P-2 ADA (4)	Current Year CBEDS Enrollment (5)	Request Year Projected ADA (6)
6	101.550	91	103.680
7	100.219	105	92.160
8	72.912	100	100.800
9	0	46	76.500
10	0	0	42.660
<b>Total</b>	<b>274.681</b>	<b>342</b>	<b>415.800</b>

296.64  
119.16

- (4) Data Source - Appendix 4 - EBIA Data Calculations Supporting Tables in OUSD
- (5) Data Source - Appendix 4 - EBIA Data Calculations Supporting Tables in OUSD
- (6) Data Source - Appendix 4 - EBIA Data Calculations Supporting Tables in OUSD



East Bay Innovation Academy - Attendance Periods #1-11 (08-24-2015 to 06-17-2016)

Funding Category	Grade	Days	Carry In	Carry Out	First Day	Begin	Gain	Loss	End Day	Last Day	Exit	N/E	Abs.	Exc.	Unex.	Other Non-Apport.	Apport.	Sched.	ADA	% ADA
Regular Education	6	186	0	107	107	11	2	116	116	0	419	542	289	253	0	20987	21529	112,833	97.482%	
Regular Education	7	186	0	132	132	2	4	130	130	0	611	717	396	321	0	23,596	24,313	126,860	97.051%	
Regular Education	8	186	0	95	95	2	3	94	94	0	470	620	298	322	0	16,952	17,572	91,140	96.472%	
<b>Regular Education</b>	<b>All</b>	<b>186</b>	<b>0</b>	<b>334</b>	<b>334</b>	<b>15</b>	<b>9</b>	<b>340</b>	<b>340</b>	<b>0</b>	<b>1500</b>	<b>1879</b>	<b>983</b>	<b>896</b>	<b>0</b>	<b>61,535</b>	<b>63,414</b>	<b>330,833</b>	<b>97.037%</b>	
Special Education	7	186	0	0	0	1	1	0	0	0	93	0	0	0	0	93	93	0,500	100.000%	
Special Education	8	186	0	0	0	1	0	1	1	0	76	15	0	15	0	95	110	0,511	86.364%	
<b>Special Education</b>	<b>All</b>	<b>186</b>	<b>0</b>	<b>0</b>	<b>0</b>	<b>2</b>	<b>1</b>	<b>1</b>	<b>1</b>	<b>1</b>	<b>169</b>	<b>15</b>	<b>0</b>	<b>15</b>	<b>0</b>	<b>188</b>	<b>203</b>	<b>1,011</b>	<b>92.611%</b>	
<b>All</b>	<b>All</b>	<b>186</b>	<b>0</b>	<b>334</b>	<b>334</b>	<b>17</b>	<b>10</b>	<b>341</b>	<b>341</b>	<b>0</b>	<b>1669</b>	<b>1894</b>	<b>983</b>	<b>911</b>	<b>0</b>	<b>61,723</b>	<b>63,617</b>	<b>331,844</b>	<b>97.023%</b>	

Signature *[Handwritten Signature]*

Title DIRECTOR OF INNOVATIVE INSTRUCTION

Date 6/21/16

East Bay Innovation Academy MS - Custom Date Range: 10-05-2016 to 10-05-2016

Funding Category	Grade	Days	Carry In	Firs Day Entry	Begin	Gain	Loss	End	Last Day Exit	Carry Out	N/E	Abs.	Exc.	Unex.	Other Non Apport.	Apport.	Sched.	ADA	% ADA
Regular Education	6	1	117	0	117	0	0	117	0	117	0	2	0	2	0	115	117	115.000	98.291%
Regular Education	7	1	118	0	118	0	0	118	0	118	0	1	0	1	0	117	118	117.000	99.153%
Regular Education	8	1	127	0	127	0	0	127	0	127	0	2	2	0	0	125	127	125.000	98.425%
<b>Regular Education</b>	<b>All</b>	<b>1</b>	<b>362</b>	<b>0</b>	<b>362</b>	<b>0</b>	<b>0</b>	<b>362</b>	<b>0</b>	<b>362</b>	<b>0</b>	<b>5</b>	<b>2</b>	<b>3</b>	<b>0</b>	<b>357</b>	<b>362</b>	<b>357.000</b>	<b>98.619%</b>
Full-Time Independent Study	8	1	1	0	1	0	0	1	0	1	0	0	0	0	0	1	1	1.000	100.000%
<b>Full-Time Independent Study</b>	<b>All</b>	<b>1</b>	<b>1</b>	<b>0</b>	<b>1</b>	<b>0</b>	<b>0</b>	<b>1</b>	<b>0</b>	<b>1</b>	<b>0</b>	<b>0</b>	<b>0</b>	<b>0</b>	<b>0</b>	<b>1</b>	<b>1</b>	<b>1.000</b>	<b>100.000%</b>
Special Education	8	1	1	0	1	0	0	1	0	1	0	0	0	0	0	1	1	1.000	100.000%
<b>Special Education</b>	<b>All</b>	<b>1</b>	<b>1</b>	<b>0</b>	<b>1</b>	<b>0</b>	<b>0</b>	<b>1</b>	<b>0</b>	<b>1</b>	<b>0</b>	<b>0</b>	<b>0</b>	<b>0</b>	<b>0</b>	<b>1</b>	<b>1</b>	<b>1.000</b>	<b>100.000%</b>
<b>All</b>	<b>All</b>	<b>1</b>	<b>364</b>	<b>0</b>	<b>364</b>	<b>0</b>	<b>0</b>	<b>364</b>	<b>0</b>	<b>364</b>	<b>0</b>	<b>5</b>	<b>2</b>	<b>3</b>	<b>0</b>	<b>359</b>	<b>364</b>	<b>359.000</b>	<b>98.626%</b>

Signature \_\_\_\_\_

Title \_\_\_\_\_

Date \_\_\_\_\_

East Bay Innovation Academy HS - Custom Date Range: 10-05-2016 to 10-05-2016

Funding Category	Grade	Days	Carry In	First Day Entry	Begin	Gain	Loss	End	Last Day Out	Carry Out	N/E	Abs.	Exc.	Unex.	Other Non Apport.	Apport.	Sched.	ADA	% ADA
Regular Education	9	1	57	0	57	0	0	57	0	57	0	6	2	4	0	51	57	51.000	89.474%
<b>Regular Education</b>	<b>All</b>	<b>1</b>	<b>57</b>	<b>0</b>	<b>57</b>	<b>0</b>	<b>0</b>	<b>57</b>	<b>0</b>	<b>57</b>	<b>0</b>	<b>6</b>	<b>2</b>	<b>4</b>	<b>0</b>	<b>51</b>	<b>57</b>	<b>51.000</b>	<b>89.474%</b>
Special Education	9	1	1	0	1	0	0	1	0	1	0	0	0	0	0	1	1	1.000	100.000%
<b>Special Education</b>	<b>All</b>	<b>1</b>	<b>1</b>	<b>0</b>	<b>1</b>	<b>0</b>	<b>0</b>	<b>1</b>	<b>0</b>	<b>1</b>	<b>0</b>	<b>0</b>	<b>0</b>	<b>0</b>	<b>0</b>	<b>1</b>	<b>1</b>	<b>1.000</b>	<b>100.000%</b>
<b>All</b>	<b>All</b>	<b>1</b>	<b>58</b>	<b>0</b>	<b>58</b>	<b>0</b>	<b>0</b>	<b>58</b>	<b>0</b>	<b>58</b>	<b>0</b>	<b>6</b>	<b>2</b>	<b>4</b>	<b>0</b>	<b>52</b>	<b>58</b>	<b>52.000</b>	<b>89.655%</b>

Signature \_\_\_\_\_

Title \_\_\_\_\_

Date \_\_\_\_\_

**ALL STUDENTS - Enrollment and ADA as of 10-05-2016**

EBIA PROJECTED ADA for 2017-2018 School Year - ALL STUDENTS			
	Total Estimated Enrolled	Projected ADA Ratio (%)	17-18 Projected ADA
6th (see 2)	120	96%	115.200
7th (see 3)	120	96%	115.200
8th (see 4)	118	96%	113.280
9th (see 5)	100	90%	90.000
10th (see 6)	60	90%	54.000
<b>Total</b>	<b>518</b>		<b>487.680</b>

Table 1, Column D, Request Year Projected ADA  
 Table 1, Column D, Request Year Projected ADA  
 Table 1, Column D, Request Year Projected ADA  
 Table 1, Column D, Request Year Projected ADA  
 Table 1, Column D, Request Year Projected ADA

- (2) Total enrollment in 6th grade in 2017-2018 will be 120, similar to previous years.
- (3) Summer attrition from 6th to 7th grade is assumed to be ZERO students, because any departing students will be replaced from our annual enrollment process. Further we will increase by just a few additional heads.
- (4) Summer attrition from 6th to 7th grade is assumed to be ZERO students, because any departing students will be replaced from our annual enrollment process.
- (5) The 9th grade class will be 100 students, with ins and outs, a reduction of 29 students from the 2016-2017 school year.
- (6) The 10th grade class is forecast to grow slightly with ins and outs, from 58 students in the 2016-2017 to 60 students in the 2017-2018 school year.

**IN-DISTRICT STUDENTS CALCULATIONS - Prior Year, Current Year, and Projected 2017-2018 for Oakland Students Only**

EBIA Prior Year ADA for 2015-2016 School Year - IN-DISTRICT STUDENTS			
	P2 ADA for 15-116	% Oakland Students in 15-16	15-16 EBIA Oakland Student OUSD ADA
6th (see 6)	112.833	90%	101.550
7th (see 7)	126.86	79%	100.219
8th (see 8)	91.14	80%	72.912
<b>Total</b>	<b>330.833</b>		<b>274.681</b>

Table 2, Column B  
 Table 2, Column B  
 Table 2, Column B

- (6) Basis for 6th grade ADA figure is ADA report for 2015-2016 multiplied by the % of Oakland kids in the 6th grade class in 2015-2016. See Appendix 2 and Appendix 5 for data sources
- (7) Basis for 7th grade ADA figure is ADA report for 2015-2016 multiplied by the % of Oakland kids in the 7th grade class in 2015-2016. See Appendix 2 and Appendix 5 for data sources
- (8) Basis for 8th grade ADA figure is ADA report for 2015-2016 multiplied by the % of Oakland kids in the 8th grade class in 2015-2016. See Appendix 2 and Appendix 5 for data sources

EBIA CURRENT YEAR CBEDS ENROLLMENT for 2016-2017 School Year - IN-DISTRICT STUDENTS			
	Total Enrolled 2016-2017	% Oakland Students in 16-17	Total EBIA CBEDS Oakland Only
6th (see 9)	117	78%	91.00
7th (see 10)	118	89%	105.00
8th (see 11)	129	78%	100.00
9th (see 12)	58	79%	46.00
<b>Total</b>	<b>422</b>		<b>342.00</b>

Table 2, Column C  
 Table 2, Column C  
 Table 2, Column C  
 Table 2, Column C

- (9) Basis for 6th grade CBEDS Enrollment is ADA Report as of 10/5/2016 multiplied by the % of Oakland kids in the 6th grade class in 2016-2017. See Appendix 3 and Appendix 6 for data sources.
- (10) Basis for 7th grade CBEDS Enrollment is ADA Report as of 10/5/2016 multiplied by the % of Oakland kids in the 7th grade class in 2016-2017. See Appendix 3 and Appendix 6 for data sources.
- (11) Basis for 8th grade CBEDS Enrollment is ADA Report as of 10/5/2016 multiplied by the % of Oakland kids in the 8th grade class in 2016-2017. See Appendix 3 and Appendix 6 for data sources.
- (12) Basis for 9th grade CBEDS Enrollment is ADA Report as of 10/5/2016 multiplied by the % of Oakland kids in the 9th grade class in 2016-2017. See Appendix 3 and Appendix 6 for data sources.

EBIA PROJECTED ADA for 2017-2018 School Year - IN DISTRICT STUDENTS						
	Total Enrolled - All Cities	% Oakland Students Enrolled	Total Oakland Students Enrolled	% ADA	Total Oakland ADA for 2017-2018	
6th (see 13)	120.00	90%	108.00	96%	103.680	Table 2, Column D
7th (see 14)	120.00	80%	96.00	96%	92.160	Table 2, Column D
8th (see 15)	118.00	89%	105.00	96%	100.800	Table 2, Column D
9th (see 16)	100.00	85%	85.00	90%	76.500	Table 2, Column D
10th (see 17)	60.00	79%	47.40	90%	42.660	Table 2, Column D
<b>Total</b>	<b>518.00</b>		<b>441.40</b>		<b>415.800</b>	

- (13) Basis for 6th Grade enrollment in 2017-2018 prior year enrollment trends. (120 Students) EBIA's assumption is due to new Oakland Charter Common Enrollment system 90% of the incoming class will be from Oakland, ADA will track at 96%. EBIA's ADA is generally higher than 96%.
- (14) Basis for 7th Grade enrollment in 2017-2018 is current enrollment plus 3 additional students. (120 Students) EBIA assumes the Oakland student ratio will remain the same as the current school year, and that ADA will track at 96%. EBIA's ADA is generally higher than 96%.
- (15) Basis for 8th Grade enrollment in 2017-2018 is current enrollment. (118 Students) EBIA assumes the Oakland student ratio will remain the same as the current school year, and that ADA will track at 96%. EBIA's ADA is generally higher than 96%.
- (16) Basis for 9th Grade enrollment in 2017-2018 is reduced from current enrollment. (Down to 100 students) EBIA assumes the Oakland student ratio will settle at 85% after all ins and outs. High School ADA will track at 90%. (Current ADA is 89.655% - we have a small 9th grade class and one student who has only been to school one day and then ran away from home.)
- (17) Basis for 10th Grade enrollment in 2017-2018 is slightly increased from current enrollment. (Increased by 2 students to 60 total) EBIA assumes the Oakland student ratio will remain the same. High School ADA will track at 90%.

<u>Year End 2015-2016</u>		<u>Oakland</u>	<u>Non-Oakland</u>	<u>Check Sum</u>
6th	108	97	11	108
7th	130	103	27	130
8th	95	76	19	95
Totals	333	276	57	333

<u>Year End 2015-2016</u>		<u>Oakland</u>	<u>Non-Oakland</u>	<u>Check Sum</u>
6th	108	90%	10%	1 Year 2 Class
7th	130	79%	21%	1 Founding Class
8th	95	80%	20%	1 Founding Class
Totals	333	83%	17%	1

Appendix 6 - EBIA Enrollment Data 2016-2017 - Oakland%2C Non-Oakland Breakdown.xls

<u>As of October 5, 2016 - 2016-2017</u>	<u>Total Count</u>	<u>Oakland</u>	<u>Non-Oakland</u>	<u>Check Sum</u>
6th	117	91	26	117
7th	118	105	13	118
8th	129	100	29	129
9th	58	46	12	58
Totals	422	342	80	422

<u>As of October 5, 2016 - 2016-2017</u>		<u>Oakland</u>	<u>Non-Oakland</u>	<u>Check Sum</u>
6th	117	78%	22%	100% Year 3 Class
7th	118	89%	11%	100% Year 2 Class
8th	129	78%	22%	100% Founding Class
9th	58	79%	21%	100% Founding Class
Totals	422	81%	19%	100%

## East Bay Innovation Academy

### DRAFT 2017 - 2018 School Calendar

July 2017						
Su	M	Tu	W	Th	F	Sa
						1
2	3	4	5	6	7	8
9	10	11	12	13	14	15
16	17	18	19	20	21	22
23	24	25	26	27	28	29
30	31					

August 2017						
Su	M	Tu	W	Th	F	Sa
		1	2	3	4	5
6	7	8	9	10	11	12
13	14	15	16	17	18	19
20	21	22	23	24	25	26
27	28	29	30	31		

September 2017						
Su	M	Tu	W	Th	F	Sa
					1	2
3	4	5	6	7	8	9
10	11	12	13	14	15	16
17	18	19	20	21	22	23
24	25	26	27	28	29	30

October 2017						
Su	M	Tu	W	Th	F	Sa
1	2	3	4	5	6	7
8	9	10	11	12	13	14
15	16	17	18	19	20	21
22	23	24	25	26	27	28
29	30	31				

November 2017						
Su	M	Tu	W	Th	F	Sa
			1	2	3	4
5	6	7	8	9	10	11
12	13	14	15	16	17	18
19	20	21	22	23	24	25
26	27	28	29	30		

December 2017						
Su	M	Tu	W	Th	F	Sa
					1	2
3	4	5	6	7	8	9
10	11	12	13	14	15	16
17	18	19	20	21	22	23
24	25	26	27	28	29	30
31						

January 2018						
Su	M	Tu	W	Th	F	Sa
	1	2	3	4	5	6
7	8	9	10	11	12	13
14	15	16	17	18	19	20
21	22	23	24	25	26	27
28	29	30	31			









February 2018						
Su	M	Tu	W	Th	F	Sa
				1	2	3
4	5	6	7	8	9	10
11	12	13	14	15	16	17
18	19	20	21	22	23	24
25	26	27	28			

March 2018						
Su	M	Tu	W	Th	F	Sa
				1	2	3
4	5	6	7	8	9	10
11	12	13	14	15	16	17
18	19	20	21	22	23	24
25	26	27	28	29	30	31

April 2018						
Su	M	Tu	W	Th	F	Sa
1	2	3	4	5	6	7
8	9	10	11	12	13	14
15	16	17	18	19	20	21
22	23	24	25	26	27	28
29	30					

May 2018						
Su	M	Tu	W	Th	F	Sa
		1	2	3	4	5
6	7	8	9	10	11	12
13	14	15	16	17	18	19
20	21	22	23	24	25	26
27	28	29	30	31		

June 2018						
Su	M	Tu	W	Th	F	Sa
					1	2
3	4	5	6	7	8	9
10	11	12	13	14	15	16
17	18	19	20	21	22	23
24	25	26	27	28	29	30

-  School Closed: Holiday
-  Early release
-  First and Last Day of School, Early release
-  Intercession, PLP Prep, Capstone Presentations (last week)
-  School Closed: Faculty PD
-  State Testing Begins
-  PLP Days. No classes for students. 45 min. personalized learning plans appointments will be scheduled for each EBIA student and their guardians
-  Summer Session

**July 3-28:** Summer Session  
**July 31:** First day PD for New Teachers  
**August 7:** First Day PD for Returning Teachers  
**August 15:** First Day of School for students  
**August 14-18:** Early release  
**September 4:** School Closed, Holiday - Labor Day

**October 23- October 30:** Intercession  
**October 31 - November 1:** PLP Prep  
**November 2-3:** PLP Days  
**November 10:** School Closed, Holiday - Veterans Day  
**November 20-24:** School Closed, Holiday - Thanksgiving  
**December 25 - January 5:** School Closed, Winter Recess

**January 15:** School Closed, Holiday - Martin L. King Jr. Day  
**February 19:** School Closed, Holiday - Presidents Day  
**February 20-26:** Intercession  
**February 27-28:** PLP Prep  
**Mar 1-2:** PLP Days

**April 2-6:** School Closed, Spring Recess  
**May 1:** State testing begins  
**May 28:** School Closed, Holiday - Memorial Day  
**June 4-7:** Intercession  
**June 8:** Last Day of school for students, early release