

# Oakland Unified School District

## Office of Charter Schools



**OAKLAND UNIFIED  
SCHOOL DISTRICT**  
*Community Schools, Thriving Students*

# Proposition 39 Facilities Request Form: Aspire ERES Academy For the 2017-2018 school year

Office of Charter Schools  
1000 Broadway, 6th Floor, Suite 639  
Oakland, CA 94607  
Phone: (510) 879-1677  
[www.ousdcharters.net](http://www.ousdcharters.net)



**PROP 39 FACILITIES REQUEST FORM**  
UNDER EDUCATION CODE §47614 (Proposition 39)

- Facilities request will only be accepted if submitted on this form with all required attachments.<sup>1</sup>
- Include only information requested on this form; please refrain from including extraneous information or attachments.
- Facilities request must be received by 12:00 pm on Tuesday, November 1, 2016
- A new or proposed new charter school may make a facilities request only if its charter petition was submitted on or before the last regularly scheduled Board meeting in October of the fiscal year preceding the year for which facilities are requested, and only if it receives approval of the petition before March 15 of the fiscal year preceding the year for which facilities are requested.

Office Use Only

Date Submitted:

Initials:

**Charter School Name:** Aspire ERES Academy

*Application Prepared By:*

Name: Amy Ng

Phone: 510-434-5053

Email: amy.ng@aspirepublicschools.org

Fax: 510-434-5010

Mailing Address: 1001 22<sup>nd</sup> Ave. Suite 300, Oakland, CA 94606

**1. Please complete and attach the [ADA Projections Spreadsheet \(Appendix I\)](#).**

*See ADA Projections attached in Appendix I.*

**2. Provide a description of the methodology used for the ADA projections above. Please also include supporting documentation as an attachment. Title 5 CCR §11969 specifies that a requesting charter school must determine a reasonable projection of the in-district average daily classroom attendance (ADA) for the applying school year.**

*As demonstrated herein, we have analyzed Aspire ERES Academy’s historical enrollment, retention, and prior ADA figures in order to arrive at our total projected ADA figure for the request year.*

*An analysis of historical attendance rates at Aspire ERES Academy indicates that a 96.8% attendance rate is reasonable for this site given recent trends and annual data. Historically, Aspire ERES Academy has had similar ADA numbers: 97.4% in 2013-14, 96.3% in 2014-15, and 96.9% in 2015-16. Similarly, reviewing matriculation and retention patterns from grade to grade at Aspire ERES Academy shows that the school has a high retention rate, and has consistently filled the spots of any students that have left during the school year with students off of its waitlist, and with new applicants for spots that become available in the summer. The consistently high number of applicants and the additional applicants on the waitlist has enabled Aspire ERES Academy to maintain full enrollment since its opening in 2009. Historically, Aspire ERES Academy has retained*

<sup>1</sup> 5 CCR § 11969.9(c)(3) School districts may require the charter school to submit its facilities request containing the information specified in paragraphs (1) and (2) on...another form specified by the school district.



an average of 93% of its students from year to year. Based on historical data, we have confidence that the rate of students who will return to Aspire ERES Academy for the 17-18 school year will remain high, and any empty slots will be filled by new applicants and our waitlist.

To calculate in-district vs. out of district student percentages we obtained latitudes and longitudes of current students' residential locations. We then mapped out Oakland Unified School District boundaries to count students inside and outside district boundaries. To project the proportion of incoming students that would reside in-district for each grade, we applied the current school year's residency rate for the previous grade, and the school's average residency rate for Kindergarten.

Based on students' addresses and the addresses of OUSD schools, we have made the assumption that students would otherwise attend the district school that they live closest to that serves their grade level (based on a latitude/longitude comparison).

Additionally, Aspire ERES Academy has the ability to fill vacant spots with students from the same community if students leave. The current wait list has 69 students. The Charter School will continue to conduct outreach to the surrounding community to keep community engagement high.

Please refer to the attached supporting documentation for additional clarification:

1. 2016-17 Operational Calendar
2. Current Student Roster
3. Enrollment, ADA Projections and Methodology
4. Current Wait List
5. Map of Students' Residential Locations in Oakland
6. 2015-16 P-2 ADA

3. Please indicate all OUSD campuses on which the Charter School is currently located. (If Charter School is not currently located on an OUSD campus, enter "None".) (NOTE: Proposition 39 allows OUSD to move a charter school from its current site if necessary.)

None

4. Provide a description of the district school site and/or general geographic area in which the charter school wishes to locate. (NOTE: Proposition 39 requires OUSD to make a "reasonable effort" to offer a facility to a charter school in the general geographic area in which the charter school wishes to locate, but does not require it to.)

The Charter School requests a facility that allows us to keep the same grade configuration (K-8) and that is within the nearby vicinity of 1936 Courtland Ave. Oakland, CA 94601 such as along High St. or near Fruitvale. We have many families who currently walk to the current location near High Street, so proximity is highly desired. For reasons we can explain, the current facility is not viable long term.

5. Provide information on the charter school's educational program that is relevant to the assignment of facilities.

The Charter School's educational program does have unique facilities needs. As you are aware, key components of the educational program of the Charter School include integrated technology, arts programs,



after school programs, and tutoring support. In order to provide these aspects of our educational program, the facility allocated to the Charter School must provide appropriate technology infrastructure and space to support the blended learning program, an art classroom, and sufficient space for tutoring sessions with students. Please note that this list is not exhaustive, and if the District's comparison schools include other facilities not noted here, the District must also allocate a reasonably equivalent amount of this space to the Charter School.

In addition, and in accordance with its charter and its budget, the Charter School will operate grade levels Kindergarten through 8th on one contiguous school site. Consequently, the Charter School's educational program requires a single contiguous school site in which to operate.

**Technology:**

Each classroom should have a Wireless Access Point, a Quad-Data plate with 4 data connections, and a projector.

The building should contain a dedicated server room/data closet. The server room/data closet should ideally include:

- Minimum size = 8' x 8'
- 3' of clearance in front electrical panels
- 2 19" self-enclosed racks
- Air conditioning
- All installations properly fire-stopped on fire-rated walls
- Fiber within building should be 50-micron multi-mode fiber (teal color) with LC termination
- Fiber patch panel with LC termination at top of rack
- 3 Horizontal cable management trays every 2u of space below CAT6 RJ45 patch panels

Please note that the technology specification list described above is not exhaustive but provides examples of technological infrastructure that exists at the Charter School's current facility.

**The following application requirement ONLY applies to Schools Opening in 2017-18 or Operating Schools Projecting an Enrollment Increase Greater than 10%**

6. Please complete and attach the [Meaningfully Interested Student Signature Forms](#) (Appendix II) **AND** the [Meaningfully Interested Students Spreadsheet](#) (Appendix III). (Please be sure to also include Appendix III in Excel format on the flash drive.) Title 5 CCR §11969.9(c)(1)(B)(C) states that the annual request must include a description of the methodology used in making the ADA projections and if relevant, documentation of the number of in-district students meaningfully interested in attending the charter school.

Not Applicable.



Definitions:
1. "Prior Year" means "the fiscal year prior to the fiscal year in which the facilities request is made." (2015-2016) Cal. Admin. Code tit. 5, § 11969.9(c)(1)(A)
2. "Current Year" means the year in which the facilities request is made. (2016-2017)
3. "Request Year" means the year for which facilities is requested. (2017-2018)
4. "In-District" refers to students that reside in Oakland

**Table 1: Total Classroom ADA Actuals & Projections**

Grade Level	Prior Year P-2 ADA	Current Year CBEDS Enrollment	Request Year Projected ADA
TK			
K	20.82	21.00	21.30
1	20.77	21.00	21.30
2	22.42	22.00	21.30
3	21.50	23.00	21.30
4	25.20	26.00	22.26
5	25.25	26.00	25.17
6	24.50	26.00	25.17
7	26.43	23.00	25.17
8	23.93	28.00	22.26
9			
10			
11			
12			
<b>Total</b>	<b>210.82</b>	<b>216.00</b>	<b>205.23</b>

**Table 2: Total In-District Classroom ADA Actuals & Projections**

Grade Level	Prior Year P-2 ADA	Current Year CBEDS Enrollment	Request Year Projected ADA
TK			
K	20.82	19.36	20.22
1	18.79	20.33	20.24
2	20.47	18.39	21.30
3	19.85	20.33	19.17
4	24.23	23.23	20.26
5	25.25	24.20	23.16
6	22.46	25.17	22.65
7	25.49	21.30	25.17
8	22.71	26.14	20.48
9			
10			
11			
12			
<b>Total</b>	<b>200.07</b>	<b>198.44</b>	<b>192.64</b>

## **APPENDIX: Supporting Documentation**

Aspire ERES Academy has attached and incorporated herein by reference the following supporting documentation that fully substantiates the reasonableness of our In-District ADA projections for the 2016-17 and 2017-18 school years:

- (1) Operational Calendar for the 2016-17 school year
- (2) A roster of current year students including name, grade, address, In-district status
- (3) Enrollment and ADA projections and methodology for Aspire ERES Academy
- (4) A copy of our wait list for the current school year demonstrating the continuing interest in enrollment at Aspire ERES Academy
- (5) Map of students' residential locations
- (6) 2015-16 P-2 ADA Form

Should the District desire additional documentation or information regarding Aspire ERES Academy ADA projections, please contact me as soon as possible. We remain willing to cooperate with the District to immediately address any questions or concerns about this request and the supporting documentation. Please find documents (1) through (6), listed above, on the subsequent pages.

Aspire - Bay Area Schools

		Month	Event						
Strong Start	July		1-8: Principal/Dean Vacation						
	S	M	T	W	Th	F	S	1 2	4: Independence Day Break
	3	4	5	6	7	8	9	5-8: HO/BARO Closed	
	10	11	12	13	14	15	16	18, 19: Leaders Institute (tent)	
	17	18	19	20	21	22	23	19-22: New Teacher Institute (stipend)	
	24	25	26	27	28	29	30	25-26: Site Retreat Day (stipend)	
	31	27-29: BA Teacher Institute							
	August		1-2: BA Teacher Institute						
	S	M	T	W	Th	F	S	3-5,8,9: Teacher Work Day	
	1	2	3	4	5	6			
Semester 1	Week 1	7	8	9	10	11	12	13	10: First Day of School
	Week 2	14	15	16	17	18	19	20	10-12: Strong Start Min Days
	Week 3	21	22	23	24	25	26	27	15-19: Strong Start Min Days
	Week 4	8	29	30	31				
September		5: Labor Day							
S	M	T	W	Th	F	S	1 2 3		
4	5	6	7	8	9	10			
Week 5	11	12	13	14	15	16	17		
Week 6	18	19	20	21	22	23	24: Saturday School #1		
Week 7	25	26	27	28	29	30	26-30: SLC's and Min Days		
Week 8									
Break	October		3-7: Fall Break						
	S	M	T	W	Th	F	S	1	3-4: BARO/Principals Off
2	3	4	5	6	7	8	10: Site Retreat Day		
Semester 1	Week 9	9	10	11	12	13	14	15	
	Week 10	16	17	18	19	20	21	22	
	Week 11	23	24	25	26	27	28	29	
	30	31							
	November		11: Veteran's Day						
	S	M	T	W	Th	F	S	1 2 3 4 5	21-25: Thanksgiving Break
	6	7	8	9	10	11	12	23-25: BARO/Principals Off	
	Week 12	13	14	15	16	17	18	19	
	Week 13	20	21	22	23	24	25	26	
	Week 14	27	28	29	30				
Week 15									
December		12: Open Enrollment Begins							
S	M	T	W	Th	F	S	1 2 3	19-30: Winter Break	
4	5	6	7	8	9	10	21-30: BARO/Principals Off		
Week 16	11	12	13	14	15	16	17	16: S1 Report Cards go home	
Week 17	18	19	20	21	22	23	24		
Week 18	25	26	27	28	29	30	31		
Break	Regular School Days		180						
	Teacher workdays		196						
No School									
Min. Days Student Assents		To Be Added:							
Minimum Days		Lesson Study cycle Regional PD (3) Minimum Days for SLC Sat School (2)							

		Month	Event						
Break	January		2-5: Winter Break						
	S	M	T	W	Th	F	S	2: BARO/Principals Off	
	1	2	3	4	5	6	7	9: Site Retreat Day	
	Week 18	8	9	10	11	12	13	14	16: ML King Jr. Day
	Week 19	15	16	17	18	19	20	21	28: Winter Lead Retreat
	Week 20	22	23	24	25	26	27	28	
	Week 21	29	30	31					
	February		20: Presidents' Day						
	S	M	T	W	Th	F	S	24: End of Open Enrollment	
	1	2	3	4					
Semester 2	Week 22	5	6	7	8	9	10	11	
	Week 23	12	13	14	15	16	17	18	
	Week 24	19	20	21	22	23	24	25	
	Week 25	26	27	28					
	March		6-13: BA Lotteries						
	S	M	T	W	Th	F	S	27-31: Spring Break	
	1	2	3	4	27-28: BARO/Principals off				
	Week 26	5	6	7	8	9	10	11	
	Week 27	12	13	14	15	16	17	18	18: Saturday School #2
	Week 28	19	20	21	22	23	24	25	20-24: SLC's and Min Days
Week 29	26	27	28	29	30	31			
Break	April		3-7: Spring Break						
	S	M	T	W	Th	F	S	1	10: Site Retreat Day
2	3	4	5	6	7	8			
Semester 2	Week 29	9	10	11	12	13	14	15	
	Week 30	16	17	18	19	20	21	22	
	Week 31	23	24	25	26	27	28	29	
	30								
	May		29: Memorial Day						
	S	M	T	W	Th	F	S	1 2 3 4 5 6	
	7	8	9	10	11	12	13		
	Week 32	14	15	16	17	18	19	20	
	Week 33	21	22	23	24	25	26	27	
	Week 34	28	29	30	31				
Week 35									
Week 36									
June		16: Last Day of School							
S	M	T	W	Th	F	S	1 2 3	19-21: Aspire Leadership Retreat	
4	5	6	7	8	9	10	13: Field Day		
Week 37	11	12	13	14	15	16	17	12: K Promotion	
Week 38	18	19	20	21	22	23	24	15: 8th Grade Promotion	
25	26	27	28	29	16: S2 Report Cards & 5th Promotion				
Break	BA 16-17 Parameters:								
	196 teacher work days total 180 school days Stipend PD Days All teachers (summer) Stipend PD Days New teachers (summer) 2 Saturday School days								

Grade Levels	Historical ERES P-2 ADA	Current ADA	Current Enrollment
	2015-2016	2016-2017	2016-2017
K	20.82	20.33	21
1	20.77	20.33	21
2	22.42	21.30	22
3	21.50	22.26	23
4	25.20	25.17	26
5	25.25	25.17	26
6	24.50	25.17	26
7	26.43	22.26	23
8	23.93	27.10	28
<b>Total</b>	<b>210.82</b>	<b>209.09</b>	<b>216</b>

**Projected ERES P-2 ADA 2017-18**

ADA % assumed **96.8%** derived from historical rates

Grade Levels	Projected enrollment	Projected ADA
	K	22
1	22	21.30
2	22	21.30
3	22	21.30
4	23	22.26
5	26	25.17
6	26	25.17
7	26	25.17
8	23	22.26
<b>Total</b>	<b>212</b>	<b>205.23</b>

Projected enrollments adjusted to serve current enrollment for next school year.

**Table 2: Total In-District ADA**

	2015-2016	2016-2017	2017-2018
K	20.82	19.36	20.22
1	18.79	20.33	20.24
2	20.47	18.39	21.30
3	19.85	20.33	19.17
4	24.23	23.23	20.26
5	25.25	24.20	23.16
6	22.46	25.17	22.65
7	25.49	21.30	25.17
8	22.71	26.14	20.48
<b>Total</b>	<b>200.07</b>	<b>198.44</b>	<b>192.64</b>

**Table 1: Total ERES ADA**

	2015-2016	2016-2017	2017-2018
K	20.82	20.33	21.30
1	20.77	20.33	21.30
2	22.42	21.30	21.30
3	21.50	22.26	21.30
4	25.20	25.17	22.26
5	25.25	25.17	25.17
6	24.50	25.17	25.17
7	26.43	22.26	25.17
8	23.93	27.10	22.26
<b>Total</b>	<b>210.82</b>	<b>209.09</b>	<b>205.23</b>

**In-district v. out Enrollment 16-17**

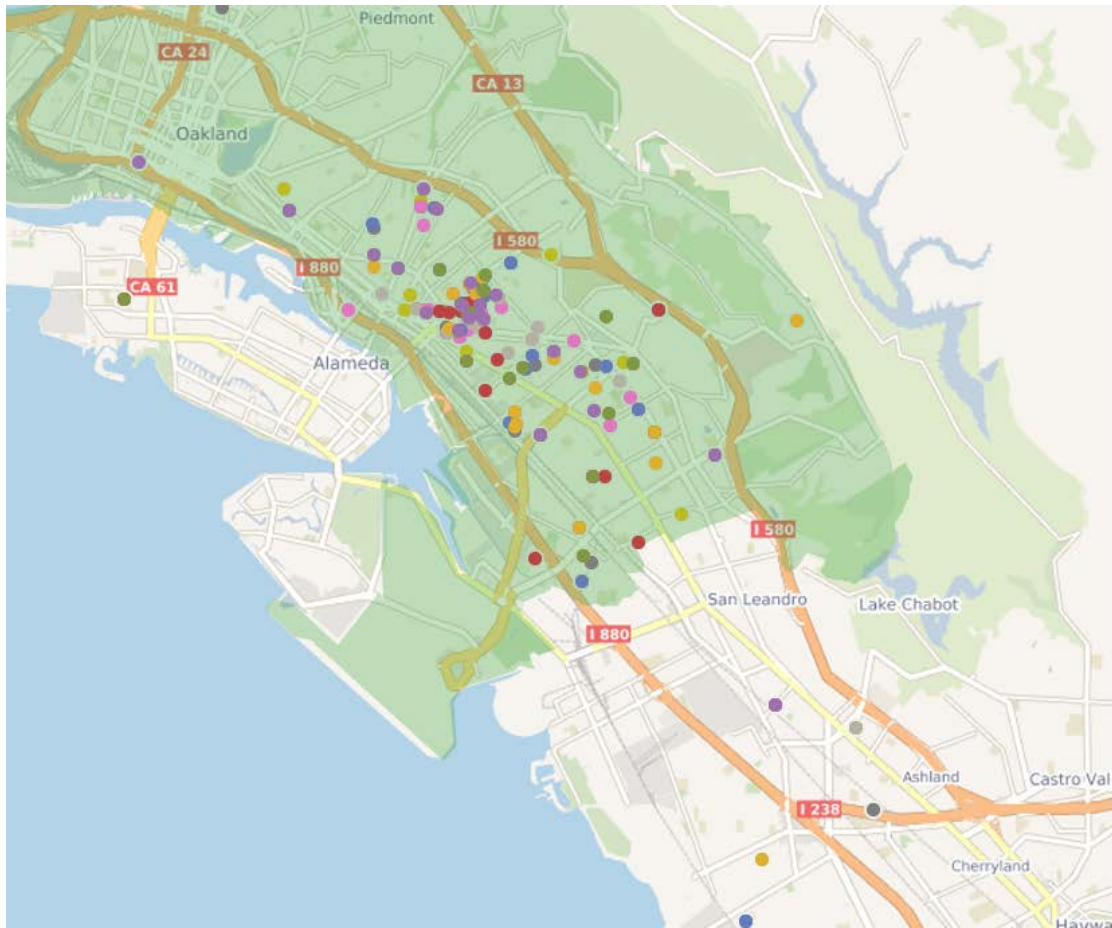
	In	Out	% in District
K	20	1	95%
1	21	0	100%
2	19	2	90%
3	21	2	91%
4	24	2	92%
5	25	1	96%
6	26	0	100%
7	22	2	92%
8	27	1	96%
<b>Total</b>	<b>205</b>	<b>11</b>	<b>95%</b>

**% of students in-district**

	2015-2016	2016-2017	2017-2018
K	100%	95%	95%
1	90%	100%	95%
2	91%	90%	100%
3	92%	91%	90%
4	96%	92%	91%
5	100%	96%	92%
6	92%	100%	90%
7	96%	92%	100%
8	95%	96%	92%

Assume that current students reflect 16-17 students' in-district residency rate by grade, assume that next year's 1st graders mirror this years kindergartners, etc.  
Base K in 17-18 on Average school % In-District





for instructions

Select District(s):  
(Multiple values)

Colors: District Boundary  
OAKLAND UNIFIED

Region  
(Multiple values)

Select a School:  
(Multiple values)

Select Grade Levels:  
(All)

- Colors: Grade Level
- 0
  - 1
  - 2
  - 3
  - 4
  - 5
  - 6
  - 7
  - 8

Attendance Charter School

County: Alameda

Fiscal Year: 2015-16

District: Oakland Unified : Aspire ERES Academy

P-2

CDS CODE 01 61259 0120188 1115

Certificate Number: 20FC8B1F

Did the charter school cease operation during the current fiscal year? No

Is this charter school in its first year of operation? No

Enter Date (month, day, year) that instruction commenced \_\_\_/\_\_\_/\_\_\_

Does this charter school operate multiple instructional tracks? No

Single Track Days of Operation 0

What is the site type of the charter school? Site-based

Regular ADA		TK/K-3	Grades 4-6	Grades 7-8	Grades 9-12	Total
Regular ADA	A-1	85.51	74.95	50.36	0.00	210.82
Classroom-based ADA included in A-1	A-2	85.51	74.95	50.36	0.00	210.82
Extended Year Special Education [EC 56345(b)(3)] (Divisor 175)	A-3	0.00	0.00	0.00	0.00	0.00
Classroom-based ADA included in A-3	A-4	0.00	0.00	0.00	0.00	0.00
Special Education - Nonpublic, Nonsectarian Schools [EC 56366(a)(7)] and/or Nonpublic, Nonsectarian Schools - Licensed Children's Institutions	A-5	0.00	0.00	0.00	0.00	0.00
Classroom-based ADA included in A-5	A-6	0.00	0.00	0.00	0.00	0.00
Extended Year Special Education - Nonpublic, Nonsectarian Schools [EC 56366(a)(7)] and/or Nonpublic, Nonsectarian Schools - Licensed Children's Institutions (Divisor 175)	A-7	0.00	0.00	0.00	0.00	0.00

Attendance Charter School

County: Alameda

Fiscal Year: 2015-16

District: Oakland Unified : Aspire ERES Academy

P-2

CDS CODE      01    61259    0120188    1115

Certificate Number: 20FC8B1F

Classroom-based ADA included in A-7	A-8	0.00	0.00	0.00	0.00	0.00
ADA Totals (Sum of A-1 through A-7 excluding classroom-based ADA)	A-9	85.51	74.95	50.36	0.00	210.82
Classroom-based ADA Totals (Sum of A-2 through A-8 including only classroom-based ADA)	A-10	85.51	74.95	50.36	0.00	210.82
Non classroom-based ADA Totals (Difference of A-9 and A-10)	A-11	0.00	0.00	0.00	0.00	0.00
<b>Other</b>						
ADA for Students in Transitional Kindergarten pursuant to EC 46300 included in Section A (Lines A-1, A-3, A-5 and A-7, TK/K-3 Column, First Year ADA Only)	B-1	0.00				0.00
Non classroom-based ADA not eligible for funding pursuant to EC 47612.5(b) and 51745.6 and not included in A-11	B-2	0.00	0.00	0.00	0.00	0.00
Course Based Independent Study ADA, pursuant to EC 51749.5, included in A-11	B-3	0.00	0.00	0.00	0.00	0.00
Course Based Independent Study ADA not eligible for funding, pursuant to EC 47612.5(b) and 51745.6, included in B-2	B-4	0.00	0.00	0.00	0.00	0.00

Certification

County: Alameda

Fiscal Year: FY 2015-16

District: Oakland Unified

Aspire ERES Academy


P-2


CDS CODE 01 61259 0120188

20FC8B1F

Attendance Charter School

I hereby certify that, to the best of my knowledge, all data have been compiled and reported in accordance with all applicable laws, regulations and instructions.

Responsible Charter School Official:  Date: 4/7/16

School District Superintendent:  Date: 4/7/16

County Superintendent of Schools: \_\_\_\_\_ Date: \_\_\_\_\_

Any inquiries concerning this report should be directed to:

CONTACT NAME Mike Nguyen  
PHONE (510) 879-1043 \*  
FAX \_\_\_\_\_  
E-Mail mike.nguyen@ousd.org

Charter Status

County: Alameda

Fiscal Year: 2015-16

District: Oakland Unified : Aspire ERES Academy

P-2

CDS CODE 01 61259 0120188 1115

Certificate Number: E9042AE4

---

Did the charter school cease operation during the current fiscal year?	No
Is this charter school in its first year of operation?	No
Enter Date (month, day, year) that instruction commenced	__/__/__
Does this charter school operate multiple instructional tracks?	No
Single Track Days of Operation	0
What is the site type of the charter school?	Site-based

Certification

County: Alameda

Fiscal Year: FY 2015-16

District: Oakland Unified

Aspire ERES Academy


P-2


CDS CODE 01 61259 0120188

E9042AE4

Charter Status

I hereby certify that, to the best of my knowledge, all data have been compiled and reported in accordance with all applicable laws, regulations and instructions.

Responsible Charter School Official:  Date: 4/7/16

School District Superintendent:  Date: 4/7/16

County Superintendent of Schools: \_\_\_\_\_ Date: \_\_\_\_\_

Any inquiries concerning this report should be directed to:

CONTACT NAME Mike Nguyen  
PHONE (510)879-1043 \*  
FAX \_\_\_\_\_  
E-Mail mike.nguyen@ousd.org

## ERES ACADEMY

Printed:

4/7/2016 15:09

Grades: K-8

**RESIDENT**

Stat. Mon.	Month & Dates	Kindergarten				Grades 1-3				Grades 4-6				Grades 7-8				School Total				
		Days N/E	Actual Days	ADA	Enroll.	Days N/E	Actual Days	ADA	Enroll.	Days N/E	Actual Days	ADA	Enroll.	Days N/E	Actual Days	ADA	Enroll.	Days N/E	Actual Days	ADA	Enroll.	Days Taught
1A	07/20 - 8/14/15	5	165	20.63	22	9	519	64.88	67	21	586	73.25	77	11	394	49.25	53	46	1,664	208.00	219	8
1B	08/17 - 9/11/15	-	403	21.21	22	-	1,240	65.26	67	25	1,430	75.26	78	17	965	50.79	53	42	4,038	212.53	220	19
2	9/14 - 10/09/15	-	309	20.60	22	-	981	65.40	67	-	1,135	75.67	77	-	755	50.33	52	-	3,180	212.00	218	15
3	10/12 - 11/06/2015	-	404	21.26	22	-	1,245	65.53	67	-	1,444	76.00	78	-	958	50.42	52	-	4,051	213.21	219	19
4 / P1	11/09 - 12/04/15	-	294	21.00	22	-	908	64.86	67	-	1,049	74.93	78	-	706	50.43	52	-	2,957	211.21	219	14
5	12/07 - 01/01/16	-	203	20.30	22	-	639	63.90	67	-	744	74.40	78	-	483	48.30	52	-	2,069	206.90	219	10
6	01/04 - 01/29/16	18	270	20.77	23	13	834	64.15	67	13	976	75.08	78	-	657	50.54	52	44	2,737	210.54	220	13
7	02/01 - 02/26/16	-	383	20.16	22	8	1,213	63.84	67	-	1,429	75.21	77	-	964	50.74	52	8	3,989	209.95	218	19
8 / P2	02/29 - 03/25/16	-	422	21.10	22	-	1,284	64.20	67	-	1,475	73.75	77	-	1,018	50.90	52	-	4,199	209.95	218	20
9	03/28 - 04/22/16			#DIV/0!				#DIV/0!				#DIV/0!				#DIV/0!		-	-	#DIV/0!	-	
10	04/25 - 05/20/16			#DIV/0!				#DIV/0!				#DIV/0!				#DIV/0!		-	-	#DIV/0!	-	
11	05/23 - 6/17/16			#DIV/0!				#DIV/0!				#DIV/0!				#DIV/0!		-	-	#DIV/0!	-	
<b>Cumulative Total</b>		<b>23</b>	<b>2,853</b>	<b>20.82</b>	<b>199</b>	<b>30</b>	<b>8,863</b>	<b>64.69</b>	<b>603</b>	<b>59</b>	<b>10,268</b>	<b>74.95</b>	<b>698</b>	<b>28</b>	<b>6,900</b>	<b>50.36</b>	<b>470</b>	<b>140</b>	<b>28,884</b>	<b>210.83</b>	<b>1,970</b>	<b>137</b>

Potential Days	Act. / Pot. = % of Attd.
1,706	97.54%
4,138	97.58%
3,270	97.25%
4,161	97.36%
3,066	96.44%
2,190	94.47%
2,816	97.19%
4,134	96.49%
4,360	96.31%
-	#DIV/0!
-	#DIV/0!
-	#DIV/0!
29,841	96.79%

85.51

## Attendance Summary By Grade

**Aspire ERES Academy 65432**

Run Date/Time: 4/4/16 10:48 AM

07/20/2015 to 03/25/2016 = 137 days

Grade Level	Carry Fwd	Gain	Loss	Ending	Actual Days	OffTrack	Days N/E	Days Ineligible	Days Absent	Days Attd	ADA	ADA %
0	0	23	1	22	3151	0	147	0	151.00	2853.00	20.82	94.97%
<b>SubTotal</b>	<b>0</b>	<b>23</b>	<b>1</b>	<b>22</b>	<b>3151</b>	<b>0</b>	<b>147</b>	<b>0</b>	<b>151.00</b>	<b>2853.00</b>	<b>20.82</b>	<b>94.97%</b>
1	0	23	1	22	3151	0	165	0	140.00	2846.00	20.77	95.31%
2	0	23	0	23	3151	0	1	0	79.00	3071.00	22.42	97.49%
3	0	22	0	22	3014	0	1	0	67.00	2946.00	21.50	97.78%
<b>SubTotal</b>	<b>0</b>	<b>68</b>	<b>1</b>	<b>67</b>	<b>9316</b>	<b>0</b>	<b>167</b>	<b>0</b>	<b>286.00</b>	<b>8863.00</b>	<b>64.69</b>	<b>96.87%</b>
4	0	26	0	26	3562	0	1	0	109.00	3452.00	25.20	96.94%
5	0	26	0	26	3562	0	24	0	79.00	3459.00	25.25	97.77%
6	0	27	2	25	3699	0	233	0	109.00	3357.00	24.50	96.86%
<b>SubTotal</b>	<b>0</b>	<b>79</b>	<b>2</b>	<b>77</b>	<b>10823</b>	<b>0</b>	<b>258</b>	<b>0</b>	<b>297.00</b>	<b>10268.00</b>	<b>74.95</b>	<b>97.19%</b>
7	0	27	0	27	3699	0	5	0	73.00	3621.00	26.43	98.02%
8	0	26	1	25	3562	0	133	0	150.00	3279.00	23.93	95.63%
<b>SubTotal</b>	<b>0</b>	<b>53</b>	<b>1</b>	<b>52</b>	<b>7261</b>	<b>0</b>	<b>138</b>	<b>0</b>	<b>223.00</b>	<b>6900.00</b>	<b>50.36</b>	<b>96.87%</b>
<b>Grand Total</b>	<b>0</b>	<b>223</b>	<b>5</b>	<b>218</b>	<b>30551</b>	<b>0</b>	<b>710</b>	<b>0</b>	<b>957.00</b>	<b>28884.00</b>	<b>210.83</b>	<b>96.79%</b>

To the best of my knowledge,  
the above attendance information is correct.

Signed \_\_\_\_\_



Date \_\_\_\_\_

4/4/16

**Report Calculations**

$$(( \text{Carry Fwd} + \text{Gain} ) \times \text{School Days} ) = \text{Actual Days}$$

$$\text{Actual Days} - ( \text{Off Track} + \text{Days N/E} + \text{Days Ineligible} + \text{Days Absent} ) = \text{Days Attd}$$

$$[ \text{Days Attd} / ( \text{Actual Days} - \text{Off Track} - \text{Days N/E} - \text{Days Ineligible} ) ] \times 100 = \text{ADA\%}$$