

Oakland Unified School District

Office of Charter Schools



**OAKLAND UNIFIED
SCHOOL DISTRICT**
Community Schools, Thriving Students

Proposition 39 Facilities Request Form: Aspire Berkley Maynard Academy For the 2017-2018 school year

Office of Charter Schools
1000 Broadway, 6th Floor, Suite 639
Oakland, CA 94607
Phone: (510) 879-1677
www.ousdcharters.net



PROP 39 FACILITIES REQUEST FORM
UNDER EDUCATION CODE §47614 (Proposition 39)

- Facilities request will only be accepted if submitted on this form with all required attachments.¹
- Include only information requested on this form; please refrain from including extraneous information or attachments.
- Facilities request must be received by 12:00 pm on Tuesday, November 1, 2016
- A new or proposed new charter school may make a facilities request only if its charter petition was submitted on or before the last regularly scheduled Board meeting in October of the fiscal year preceding the year for which facilities are requested, and only if it receives approval of the petition before March 15 of the fiscal year preceding the year for which facilities are requested.

Office Use Only

Date Submitted:

Initials:

Charter School Name: Aspire Berkley Maynard Academy

Application Prepared By:

Name: Amy Ng

Phone: 510-434-5053

Email: amy.ng@aspirepublicschools.org

Fax: 510-434-5010

Mailing Address: 1001 22nd Ave. Suite 300, Oakland, CA 94606

1. Please complete and attach the [ADA Projections Spreadsheet \(Appendix I\)](#).

See ADA Projections attached in Appendix I.

2. Provide a description of the methodology used for the ADA projections above. Please also include supporting documentation as an attachment. Title 5 CCR §11969 specifies that a requesting charter school must determine a reasonable projection of the in-district average daily classroom attendance (ADA) for the applying school year.

As demonstrated herein, we have analyzed Aspire Berkley Maynard Academy’s historical enrollment, retention, and prior ADA figures in order to arrive at our total projected ADA figure for the request year.

An analysis of historical attendance rates at Aspire Berkley Maynard Academy indicates that a 95.8% attendance rate is reasonable for this site given recent trends and annual data. Historically, Aspire Berkley Maynard Academy has had similar ADA numbers: 96.0% in 2013-14, 95.8% in 2014-15, and 96.0% in 2015-16. Similarly, reviewing matriculation and retention patterns from grade to grade at Aspire Berkley Maynard Academy shows that the school has a high retention rate, and has consistently filled the spots of any students that have left during the school year with students off of its waitlist, and with new applicants for spots that become available in the summer. The consistently high number of applicants and the additional applicants on the waitlist has enabled Aspire Berkley Maynard Academy to maintain full enrollment since its opening in 2009. Historically, Aspire Berkley Maynard Academy has retained an average of 84% of its students from year to year. Based on historical data, we have confidence that the rate of students who will return to Aspire Berkley

¹ 5 CCR § 11969.9(c)(3) School districts may require the charter school to submit its facilities request containing the information specified in paragraphs (1) and (2) on...another form specified by the school district.



Maynard Academy for the 17-18 school year will remain high, and any empty slots will be filled by new applicants and our waitlist.

To calculate in-district vs. out of district student percentages we obtained latitudes and longitudes of current students' residential locations. We then mapped out Oakland Unified School District boundaries to count students inside and outside district boundaries. To project the proportion of incoming students that would reside in-district for each grade, we applied the current school year's residency rate for the previous grade, and the school's average residency rate for Kindergarten.

Based on students' addresses and the addresses of OUSD schools, we have made the assumption that students would otherwise attend the district school that they live closest to that serves their grade level (based on a latitude/longitude comparison).

Additionally, Aspire Berkley Maynard Academy has the ability to fill vacant spots with students from the same community if students leave. The current wait list has 358 students. The Charter School will continue to conduct outreach to the surrounding community to keep community engagement high.

Please refer to the attached supporting documentation for additional clarification:

1. 2016-17 Operational Calendar
2. Current Student Roster
3. Enrollment, ADA Projections and Methodology
4. Current Wait List
5. Map of Students' Residential Locations in Oakland
6. 2015-16 P-2 ADA

3. **Please indicate all OUSD campuses on which the Charter School is currently located. (If Charter School is not currently located on an OUSD campus, enter "None".) (NOTE: Proposition 39 allows OUSD to move a charter school from its current site if necessary.)**

Aspire Berkley Maynard Academy
6200 San Pablo Avenue
Oakland, CA 94608

4. **Provide a description of the district school site and/or general geographic area in which the charter school wishes to locate. (NOTE: Proposition 39 requires OUSD to make a "reasonable effort" to offer a facility to a charter school in the general geographic area in which the charter school wishes to locate, but does not require it to.)**

Aspire Berkley Maynard Academy's facility lease with Oakland Unified School District is set to expire on 6/30/2017. In the coming months, we will engage OUSD and begin the lease negotiation process with a strong desire and preference to stay at the current campus. However, should the negotiations not progress in a timely manner, we are requesting a Proposition 39 facility near the current campus.

5. **Provide information on the charter school's educational program that is relevant to the assignment of facilities.**



The Charter School's educational program does have unique facilities needs. As you are aware, key components of the educational program of the Charter School include integrated technology, arts programs, after school programs, and tutoring support. In order to provide these aspects of our educational program, the facility allocated to the Charter School must provide appropriate technology infrastructure and space to support the blended learning program, an art classroom, and sufficient space for tutoring sessions with students. Please note that this list is not exhaustive, and if the District's comparison schools include other facilities not noted here, the District must also allocate a reasonably equivalent amount of this space to the Charter School.

In addition, and in accordance with its charter and its budget, the Charter School will operate grade levels Kindergarten through 8th on one contiguous school site. Consequently, the Charter School's educational program requires a single contiguous school site in which to operate.

Technology:

Each classroom should have a Wireless Access Point, a Quad-Data plate with 4 data connections, and a projector.

The building should contain a dedicated server room/data closet. The server room/data closet should ideally include:

- *Minimum size = 8' x 8'*
- *3' of clearance in front electrical panels*
- *2 19" self-enclosed racks*
- *Air conditioning*
- *All installations properly fire-stopped on fire-rated walls*
- *Fiber within building should be 50-micron multi-mode fiber (teal color) with LC termination*
- *Fiber patch panel with LC termination at top of rack*
- *3 Horizontal cable management trays every 2u of space below CAT6 RJ45 patch panels*

Please note that the technology specification list described above is not exhaustive but provides examples of technological infrastructure that exists at the Charter School's current facility.

The following application requirement ONLY applies to Schools Opening in 2017-18 or Operating Schools Projecting an Enrollment Increase Greater than 10%

- 6. Please complete and attach the [Meaningfully Interested Student Signature Forms](#) (Appendix II) **AND** the [Meaningfully Interested Students Spreadsheet](#) (Appendix III). (Please be sure to also include Appendix III in Excel format on the flash drive.) Title 5 CCR §11969.9(c)(1)(B)(C) states that the annual request must include a description of the methodology used in making the ADA projections and if relevant, documentation of the number of in-district students meaningfully interested in attending the charter school.**

Not Applicable.



Definitions:
1. "Prior Year" means "the fiscal year prior to the fiscal year in which the facilities request is made." (2015-2016) Cal. Admin. Code tit. 5, § 11969.9(c)(1)(A)
2. "Current Year" means the year in which the facilities request is made. (2016-2017)
3. "Request Year" means the year for which facilities is requested. (2017-2018)
4. "In-District" refers to students that reside in Oakland

Table 1: Total Classroom ADA Actuals & Projections

Grade Level	Prior Year P-2 ADA	Current Year CBEDS Enrollment	Request Year Projected ADA
TK			
K	61.32	66.00	63.23
1	59.55	66.00	63.23
2	60.82	59.00	63.23
3	60.00	63.00	57.48
4	55.77	60.00	60.35
5	52.69	58.00	57.48
6	58.09	54.00	57.48
7	59.64	44.00	51.73
8	42.88	53.00	42.15
9			
10			
11			
12			
Total	510.76	523.00	516.36

Table 2: Total In-District Classroom ADA Actuals & Projections

Grade Level	Prior Year P-2 ADA	Current Year CBEDS Enrollment	Request Year Projected ADA
TK			
K	27.95	24.91	29.50
1	25.23	29.70	24.66
2	26.49	23.95	29.09
3	25.42	25.87	24.14
4	24.04	23.95	26.55
5	27.84	23.95	24.14
6	35.65	26.82	24.14
7	33.76	25.87	27.42
8	20.15	28.74	25.71
9			
10			
11			
12			
Total	246.53	233.75	235.35






APPENDIX: Supporting Documentation

Aspire Berkley Maynard Academy has attached and incorporated herein by reference the following supporting documentation that fully substantiates the reasonableness of our In-District ADA projections for the 2016-17 and 2017-18 school years:

- (1) Operational Calendar for the 2016-17 school year
- (2) A roster of current year students including name, grade, address, In-district status
- (3) Enrollment and ADA projections and methodology for Aspire Berkley Maynard Academy
- (4) A copy of our wait list for the current school year demonstrating the continuing interest in enrollment at Aspire Berkley Maynard Academy
- (5) Map of students' residential locations
- (6) 2015-16 P-2 ADA Form

Should the District desire additional documentation or information regarding Aspire Berkley Maynard Academy ADA projections, please contact me as soon as possible. We remain willing to cooperate with the District to immediately address any questions or concerns about this request and the supporting documentation. Please find documents (1) through (6), listed above, on the subsequent pages.

		Month	Event				
Strong Start	July						
	S	M	T	W	Th	F	S
						1	2
	3	4	5	6	7	8	9
	10	11	12	13	14	15	16
	17	18	19	20	21	22	23
	24	25	26	27	28	29	30
	31						
	August						
	S	M	T	W	Th	F	S
	1	2	3	4	5	6	
7	8	9	10	11	12	13	
14	15	16	17	18	19	20	
21	22	23	24	25	26	27	
28	29	30	31				
Week 1	7	8	9	10	11	12	13
Week 2	14	15	16	17	18	19	20
Week 3	21	22	23	24	25	26	27
Week 4	8	29	30	31			
September							
S	M	T	W	Th	F	S	
				1	2	3	
4	5	6	7	8	9	10	
11	12	13	14	15	16	17	
18	19	20	21	22	23	24	
25	26	27	28	29	30		
Week 5	4	5	6	7	8	9	10
Week 6	11	12	13	14	15	16	17
Week 7	18	19	20	21	22	23	24
Week 8	25	26	27	28	29	30	
October							
S	M	T	W	Th	F	S	
						1	
2	3	4	5	6	7	8	
9	10	11	12	13	14	15	
16	17	18	19	20	21	22	
23	24	25	26	27	28	29	
30	31						
Week 9	9	10	11	12	13	14	15
Week 10	16	17	18	19	20	21	22
Week 11	23	24	25	26	27	28	29
Week 12	30	31					
November							
S	M	T	W	Th	F	S	
		1	2	3	4	5	
6	7	8	9	10	11	12	
13	14	15	16	17	18	19	
20	21	22	23	24	25	26	
27	28	29	30				
Week 13	6	7	8	9	10	11	12
Week 14	13	14	15	16	17	18	19
Week 15	20	21	22	23	24	25	26
Week 16	27	28	29	30			
December							
S	M	T	W	Th	F	S	
				1	2	3	
4	5	6	7	8	9	10	
11	12	13	14	15	16	17	
18	19	20	21	22	23	24	
25	26	27	28	29	30	31	
Week 16	4	5	6	7	8	9	10
Week 17	11	12	13	14	15	16	17
Week 18	18	19	20	21	22	23	24
Week 19	25	26	27	28	29	30	31

	Regular School Days	180
	Teacher workdays	196
	No School	
	Min. Days Student Assemts	To Be Added:
	Minimum Days	Lesson Study cycle Regional PD (3) Minimum Days for SLC Sat School (2)

		Month	Event					
Break	January							
	S	M	T	W	Th	F	S	
	1	2	3	4	5	6	7	
	8	9	10	11	12	13	14	
	15	16	17	18	19	20	21	
	22	23	24	25	26	27	28	
	29	30	31					
	Week 18	8	9	10	11	12	13	14
	Week 19	15	16	17	18	19	20	21
Week 20	22	23	24	25	26	27	28	
Week 21	29	30	31					
February								
S	M	T	W	Th	F	S		
			1	2	3	4		
5	6	7	8	9	10	11		
12	13	14	15	16	17	18		
19	20	21	22	23	24	25		
26	27	28						
Week 22	5	6	7	8	9	10	11	
Week 23	12	13	14	15	16	17	18	
Week 24	19	20	21	22	23	24	25	
Week 25	26	27	28					
March								
S	M	T	W	Th	F	S		
			1	2	3	4		
5	6	7	8	9	10	11		
12	13	14	15	16	17	18		
19	20	21	22	23	24	25		
26	27	28	29	30	31			
Week 26	5	6	7	8	9	10	11	
Week 27	12	13	14	15	16	17	18	
Week 28	19	20	21	22	23	24	25	
Week 29	26	27	28	29	30	31		
April								
S	M	T	W	Th	F	S		
						1		
2	3	4	5	6	7	8		
9	10	11	12	13	14	15		
16	17	18	19	20	21	22		
23	24	25	26	27	28	29		
30								
Week 29	9	10	11	12	13	14	15	
Week 30	16	17	18	19	20	21	22	
Week 31	23	24	25	26	27	28	29	
Week 32	30							
May								
S	M	T	W	Th	F	S		
	1	2	3	4	5	6		
7	8	9	10	11	12	13		
14	15	16	17	18	19	20		
21	22	23	24	25	26	27		
28	29	30	31					
Week 32	7	8	9	10	11	12	13	
Week 33	14	15	16	17	18	19	20	
Week 34	21	22	23	24	25	26	27	
Week 35	28	29	30	31				
Week 36								
June								
S	M	T	W	Th	F	S		
				1	2	3		
4	5	6	7	8	9	10		
11	12	13	14	15	16	17		
18	19	20	21	22	23	24		
25	26	27	28	29				
Week 37	4	5	6	7	8	9	10	
Week 38	11	12	13	14	15	16	17	
Week 39	18	19	20	21	22	23	24	
Week 40	25	26	27	28	29			

BA 16-17 Parameters:
196 teacher work days total
180 school days
Stipend PD Days All teachers (summer)
Stipend PD Days New teachers (summer)
2 Saturday School days

Grade Levels	Historical BMA P-2 ADA	Current ADA	Current Enrollment
	2015-2016	2016-2017	2016-2017
K	61.32	63.23	66
1	59.55	63.23	66
2	60.82	56.52	59
3	60.00	60.35	63
4	55.77	57.48	60
5	52.69	55.56	58
6	58.09	51.73	54
7	59.64	42.15	44
8	42.88	50.77	53
Total	510.76	501.02	523

Projected BMA P-2 ADA 2017-18

ADA % assumed **95.8%** derived from historical rates

Grade Levels	Projected enrollment	Projected ADA
	K	66
1	66	63.23
2	66	63.23
3	60	57.48
4	63	60.35
5	60	57.48
6	60	57.48
7	54	51.73
8	44	42.15
Total	539	516.36

Projected enrollments adjusted to serve current enrollment for next school year.

	2015-2016	2016-2017	2017-2018
K	27.95	24.91	29.50
1	25.23	29.70	24.66
2	26.49	23.95	29.09
3	25.42	25.87	24.14
4	24.04	23.95	26.55
5	27.84	23.95	24.14
6	35.65	26.82	24.14
7	33.76	25.87	27.42
8	20.15	28.74	25.71
Total	246.53	233.75	235.35

	2015-2016	2016-2017	2017-2018
K	61.32	63.23	63.23
1	59.55	63.23	63.23
2	60.82	56.52	63.23
3	60.00	60.35	57.48
4	55.77	57.48	60.35
5	52.69	55.56	57.48
6	58.09	51.73	57.48
7	59.64	42.15	51.73
8	42.88	50.77	42.15
Total	510.76	501.02	516.36

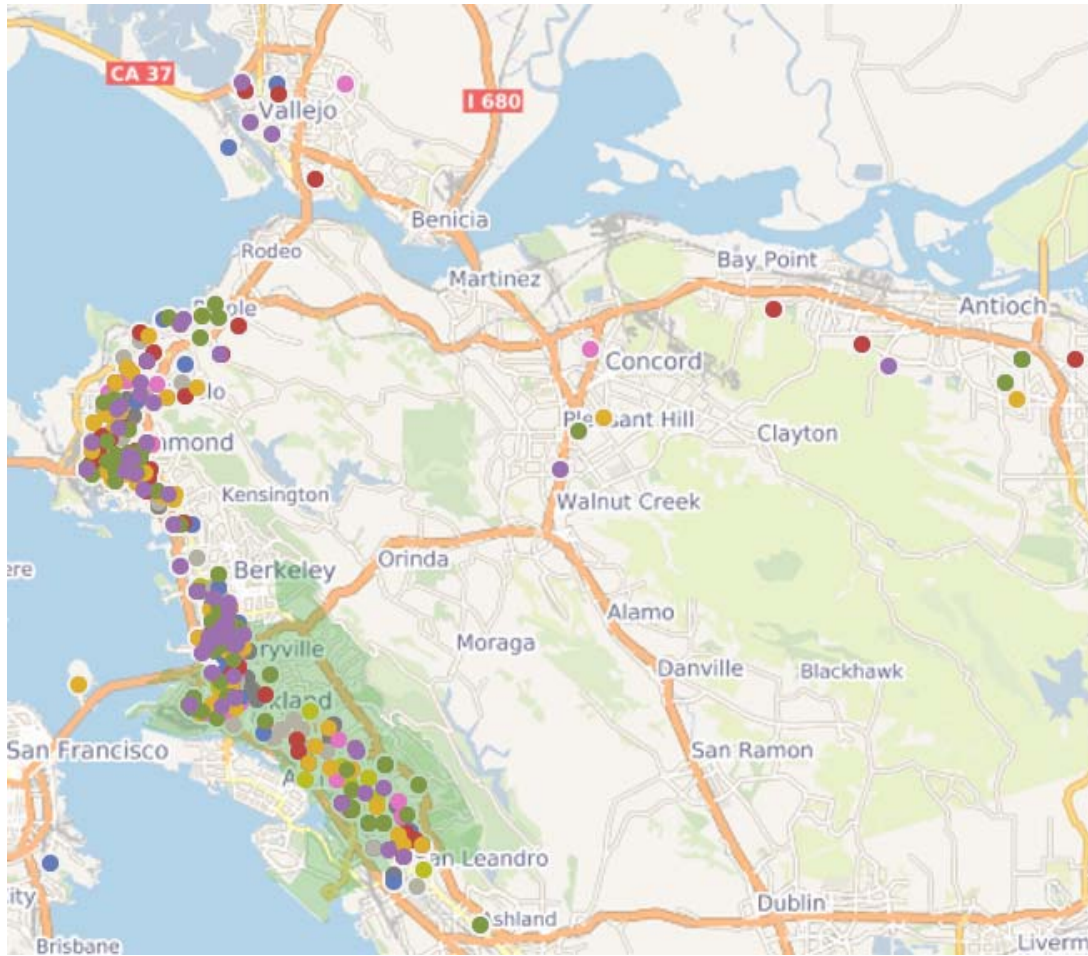
In-district v. out Enrollment 16-17

	In	Out	% in District
K	26	41	39%
1	31	37	46%
2	25	34	42%
3	27	35	44%
4	25	34	42%
5	25	33	43%
6	28	25	53%
7	27	17	61%
8	30	23	57%
Total	244	279	47%

% of students in-district

	2015-2016	2016-2017	2017-2018
K	46%	39%	47%
1	42%	46%	39%
2	44%	42%	46%
3	42%	44%	42%
4	43%	42%	44%
5	53%	43%	42%
6	61%	53%	42%
7	57%	61%	53%
8	47%	57%	61%

Assume that current students reflect 16-17 students' in-district residency rate by grade, assume that next year's 1st graders mirror this years kindergartners, etc.
Base K in 17-18 on Average school % In-District



Hover over the question mark for instructions ?

Select District(s):
 (Multiple values) ▼

Colors: District Boundary
 OAKLAND UNIFIED

Region
 (Multiple values) ▼

Select a School:
 (Multiple values) ▼

Select Grade Levels:
 (All) ▼

- Colors: Grade Level
- 0
 - 1
 - 2
 - 3
 - 4
 - 5
 - 6
 - 7
 - 8

Attendance Charter School

County: Alameda

Fiscal Year: 2015-16

District: Oakland Unified : Aspire Berkley Maynard Academy

P-2

CDS CODE 01 61259 0109819 0726

Certificate Number: E43404F9

Did the charter school cease operation during the current fiscal year? No

Is this charter school in its first year of operation? No

Enter Date (month, day, year) that instruction commenced _/_/___

Does this charter school operate multiple instructional tracks? No

Single Track Days of Operation 0

What is the site type of the charter school? Site-based

Regular ADA		TK/K-3	Grades 4-6	Grades 7-8	Grades 9-12	Total
Regular ADA	A-1	241.70	166.55	102.52	0.00	510.77
Classroom-based ADA included in A-1	A-2	241.70	166.55	102.52	0.00	510.77
Extended Year Special Education [EC 56345(b)(3)] (Divisor 175)	A-3	0.00	0.00	0.00	0.00	0.00
Classroom-based ADA included in A-3	A-4	0.00	0.00	0.00	0.00	0.00
Special Education - Nonpublic, Nonsectarian Schools [EC 56366(a)(7)] and/or Nonpublic, Nonsectarian Schools - Licensed Children's Institutions	A-5	0.00	0.00	0.00	0.00	0.00
Classroom-based ADA included in A-5	A-6	0.00	0.00	0.00	0.00	0.00
Extended Year Special Education - Nonpublic, Nonsectarian Schools [EC 56366(a)(7)] and/or Nonpublic, Nonsectarian Schools - Licensed Children's Institutions (Divisor 175)	A-7	0.00	0.00	0.00	0.00	0.00

California Department of Education

Principal Apportionment Data Collection Software - Corrections

Attendance Charter School

County: Alameda

Fiscal Year: 2015-16

District: Oakland Unified : Aspire Berkley Maynard Academy

P-2

CDS CODE 01 61259 0109819 0726

Certificate Number: E43404F9

Classroom-based ADA included in A-7	A-8	0.00	0.00	0.00	0.00	0.00
ADA Totals (Sum of A-1 through A-7 excluding classroom-based ADA)	A-9	241.70	166.55	102.52	0.00	510.77
Classroom-based ADA Totals (Sum of A-2 through A-8 including only classroom-based ADA)	A-10	241.70	166.55	102.52	0.00	510.77
Non classroom-based ADA Totals (Difference of A-9 and A-10)	A-11	0.00	0.00	0.00	0.00	0.00
Other						
ADA for Students in Transitional Kindergarten pursuant to EC 46300 included in Section A (Lines A-1, A-3, A-5 and A-7, TK/K-3 Column, First Year ADA Only)	B-1	0.00				0.00
Non classroom-based ADA not eligible for funding pursuant to EC 47612.5(b) and 51745.6 and not included in A-11	B-2	0.00	0.00	0.00	0.00	0.00
Course Based Independent Study ADA, pursuant to EC 51749.5, included in A-11	B-3	0.00	0.00	0.00	0.00	0.00
Course Based Independent Study ADA not eligible for funding, pursuant to EC 47612.5(b) and 51745.6, included in B-2	B-4	0.00	0.00	0.00	0.00	0.00

Certification

County: Alameda

Fiscal Year: FY 2015-16

District: Oakland Unified

Aspire Berkley Maynard Academy

P-2


CDS CODE 01 61259 0109819

E43404F9

Attendance Charter School

I hereby certify that, to the best of my knowledge, all data have been compiled and reported in accordance with all applicable laws, regulations and instructions.

Responsible Charter School Official:



Date:

06/23/16

School District Superintendent:

Date:

County Superintendent of Schools:

Date:

Any inquiries concerning this report should be directed to:

CONTACT NAME Mike Nguyen

PHONE (510) 879-1043 *

FAX

E-Mail mike.nguyen@ousd.org

BERKLEY MAYNARD ACADEMY

Printed:

6/23/2016 11:35

Grades: K-8

P2 Corrections

RESIDENT

Stat. Mon.	Month & Dates	Kindergarten				Grades 1-3				Grades 4-6				Grades 7-8				School Total					Potential Days	Act. / Pot. = % of Attd
		Days N/E	Actual Days	ADA	Enroll.	Days N/E	Actual Days	ADA	Enroll.	Days N/E	Actual Days	ADA	Enroll.	Days N/E	Actual Days	ADA	Enroll.	Days N/E	Actual Days	ADA	Enroll.	Days Taught		
1A	07/20 - 08/14/15	17	498	62.25	67	23	1,419	177.38	187	39	1,321	165.13	175	8	815	101.88	106	87	4,053	506.63	535	8	4,193	96.66%
1B	08/17 - 9/11/15	13	1,204	63.37	66	30	3,477	183.00	190	5	3,201	168.47	172	-	1,941	102.16	106	48	9,823	517.00	534	19	10,098	97.28%
2	9/14 - 10/09/15	1	930	62.00	64	5	2,731	182.07	190	25	2,481	165.40	171	-	1,517	101.13	106	31	7,659	510.60	531	15	7,934	96.53%
3	10/12 - 11/06/2015	-	1,152	60.63	63	17	3,459	182.05	191	25	3,170	166.84	173	18	1,915	100.79	107	60	9,696	510.32	534	19	10,086	96.13%
4 / P1	11/09 - 12/04/15	-	838	59.86	63	15	2,532	180.86	193	-	2,323	165.93	173	-	1,439	102.79	107	15	7,132	509.43	536	14	7,489	95.23%
5	12/07 - 01/01/16	-	611	61.10	63	-	1,811	181.10	193	-	1,658	165.80	173	-	1,031	103.10	107	-	5,111	511.10	536	10	5,360	95.35%
6	01/04 - 01/29/16	6	787	60.54	64	32	2,341	180.08	193	38	2,167	166.89	175	12	1,347	103.62	108	88	6,642	510.92	540	13	6,932	95.82%
7	02/01 - 02/26/16	-	1,171	61.63	64	-	3,393	178.58	190	-	3,179	167.32	172	-	1,951	102.68	107	-	9,694	510.21	533	19	10,127	95.72%
8 / P2	02/29 - 03/25/16	-	1,210	60.50	64	28	3,549	177.45	190	15	3,318	165.90	172	-	2,089	104.45	107	43	10,166	508.30	533	20	10,617	95.75%
9	03/28 - 04/22/16			#DIV/0!				#DIV/0!				#DIV/0!				#DIV/0!		-	-	#DIV/0!	-		-	#DIV/0!
10	04/25 - 05/20/16			#DIV/0!				#DIV/0!				#DIV/0!				#DIV/0!		-	-	#DIV/0!	-		-	#DIV/0!
11	05/23 - 6/17/16			#DIV/0!				#DIV/0!				#DIV/0!				#DIV/0!		-	-	#DIV/0!	-		-	#DIV/0!
Cumulative Total		37	8,401	61.32	578	150	24,712	180.38	1,717	147	22,818	166.55	1,556	38	14,045	102.52	961	372	69,976	510.77	4,812	137	72,836	96.07%

Attendance Summary By Grade

Aspire Berkley Maynard Academy 109819

Run Date/Time: 6/23/16 8:28 AM

07/20/2015 to 03/25/2016 = 137 days

Grade Level	Carry Fwd	Gain	Loss	Ending	Actual Days	OffTrack	Days N/E	Days Ineligible	Days Absent	Days Attd	ADA	ADA %
0	0	69	5	64	9453	0	703	0	349.00	8401.00	61.32	96.01%
SubTotal	0	69	5	64	9453	0	703	0	349.00	8401.00	61.32	96.01%
1	0	67	5	62	9179	0	514	0	507.00	8158.00	59.55	94.15%
2	0	65	2	63	8905	0	204	0	368.00	8333.00	60.82	95.77%
3	0	64	1	63	8768	0	148	0	400.00	8220.00	60.00	95.36%
SubTotal	0	196	8	188	26852	0	866	0	1275.00	24711.00	180.37	95.09%
4	0	61	4	57	8357	0	432	0	284.00	7641.00	55.77	96.42%
5	0	59	4	55	8083	0	600	0	264.00	7219.00	52.69	96.47%
6	0	63	4	59	8631	0	531	0	141.00	7959.00	58.09	98.26%
SubTotal	0	183	12	171	25071	0	1563	0	689.00	22819.00	166.56	97.07%
7	0	62	0	62	8494	0	5	0	318.00	8171.00	59.64	96.25%
8	0	46	1	45	6302	0	199	0	229.00	5874.00	42.88	96.25%
SubTotal	0	108	1	107	14796	0	204	0	547.00	14045.00	102.52	96.25%
Grand Total	0	556	26	530	76172	0	3336	0	2860.00	69976.00	510.77	96.07%

To the best of my knowledge,
the above attendance information is correct.

Signed _____

Date 06/23/16

Report Calculations

((Carry Fwd + Gain) X School Days) = Actual Days

Actual Days - (Off Track + Days N/E + Days Ineligible + Days Absent) = Days Attd

[Days Attd / (Actual Days - Off Track - Days N/E - Days Ineligible)] X 100 = ADA%