

OUSD Office of Charter Schools



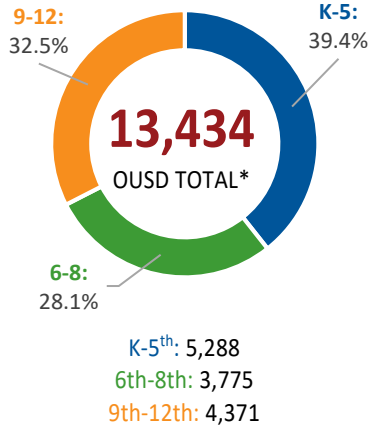
OAKLAND UNIFIED SCHOOL DISTRICT

Community Schools, Thriving Students

FAST FACTS 2019-20

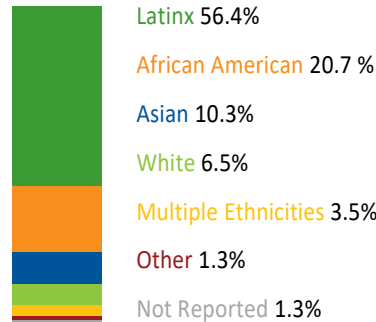
(Unless otherwise noted, the following only accounts for students in charter schools authorized by OUSD.)

ENROLLMENT

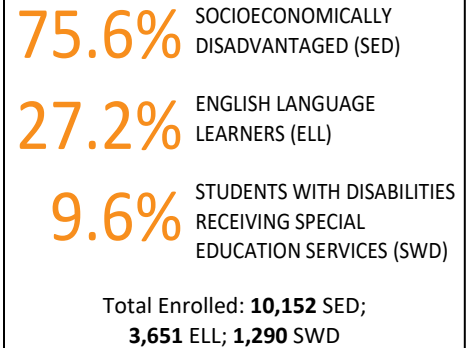


* 16,991 students enrolled in all Oakland charter schools (including 3,557 students enrolled in schools authorized by other entities)

STUDENT ETHNICITY



STUDENT GROUPS



SCHOOLS



33 OUSD-AUTHORIZED CHARTER SCHOOLS

Grade Configuration	Authorizer		
	OUSD	Other	Total
TK/K-5	6	1	7
TK/K-8	10	4	14
6-8	3	3	6
6-12	6	1	7
9-12	7	2	9
Alt Ed/Adult	1	1	2
TOTAL	33	12	45

COHORT GRADUATION (2018-19)



89.0%
4-YEAR COHORT GRADUATION RATE

75.4% GRADUATES MEETING UC/CSU REQUIREMENTS
783 REGULAR HIGH SCHOOL DIPLOMA GRADUATES

CHARTER RENEWALS

5 APPROVED
1 DENIED

NEW CHARTER PETITIONS

0 RECEIVED*
0 APPROVED

* One new petition was submitted, but was determined to be incomplete

FACILITIES

17 CHARTER SCHOOLS IN DISTRICT FACILITIES
10 CHARTER SCHOOLS WITH LONG-TERM (IN-LIEU OF PROP 39) LEASES
2 PROP 39 FINAL OFFERS MADE (FOR SY 2020-21)
2 PROP 39 FINAL OFFERS ALL OR PARTIALLY ACCEPTED (FOR SY 2020-21)

NOTE: These facilities numbers include all Oakland charter schools, regardless of authorizer

SCHOOL CLOSURES

1 CHARTER SCHOOL CLOSED AT END OF SY 2019-20

SPECIAL EDUCATION

5 CHARTER SCHOOLS IN OUSD SELPA

ATTENDANCE



94.8%
AVERAGE ATTENDANCE RATE

PRODUCED BY THE
OUSD OFFICE OF CHARTER SCHOOLS
(Updated 7/17/20)

DATA SOURCES: ENROLLMENT, STUDENT ETHNICITY, ENGLISH LEARNERS, FRPM, GRADUATION – CDE Data Files/DataQuest; SCHOOLS, SPECIAL EDUCATION, NEW CHARTER SCHOOLS, CHARTER CLOSURES, CHARTER RENEWALS – Office of Charter Schools; ATTENDANCE – Office of Charter Schools Finance Reports

GRAPHICS: downloaded from <http://www.iconfinder.com>