

# Office of Charter Schools – FAST FACTS

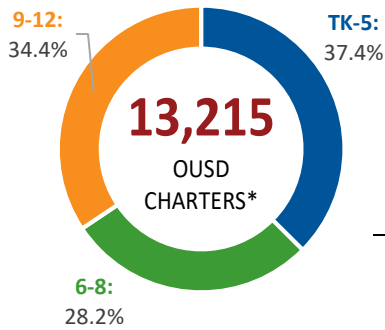
2020-21



**OAKLAND UNIFIED SCHOOL DISTRICT**

Community Schools, Thriving Students

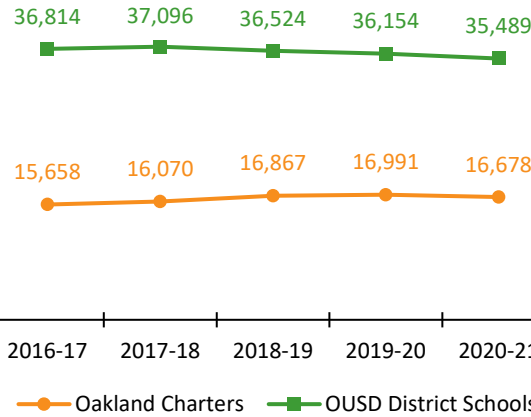
## ENROLLMENT BY GRADE SPAN (2020-21)



Grade Span	Percent of Total Enrollment	
	OUSD Charters	OUSD
TK-5	37.4%	52.2%
6-8	28.2%	19.6%
9-12	34.4%	28.2%

\* **16,678** students enrolled in all Oakland charter schools (including **3,463** students enrolled in schools authorized by other entities)

## ENROLLMENT BY SCHOOL TYPE

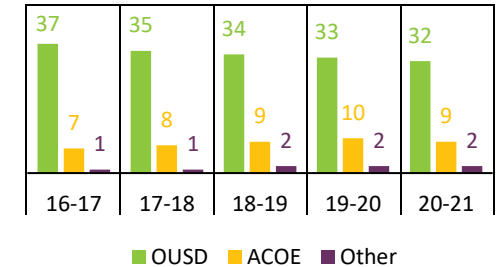


Note: Oakland Charters includes all charter schools in Oakland (including schools authorized by other entities)

## OAKLAND CHARTER SCHOOLS

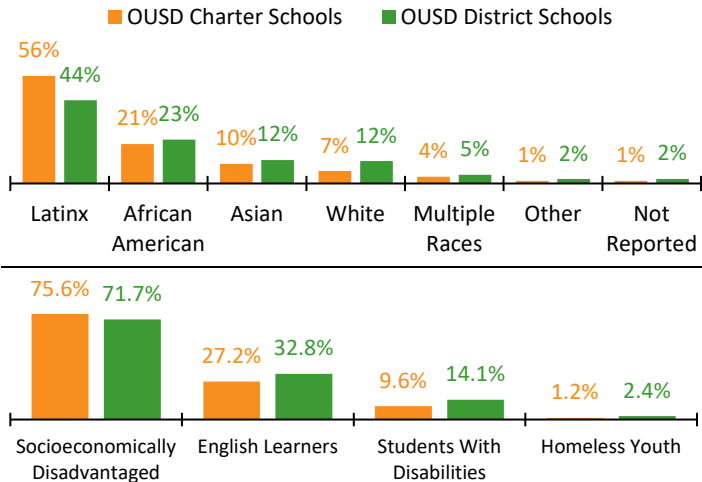
TOTAL				
16-17	17-18	18-19	19-20	20-21
45	44	45	45	43

### By Authorizer

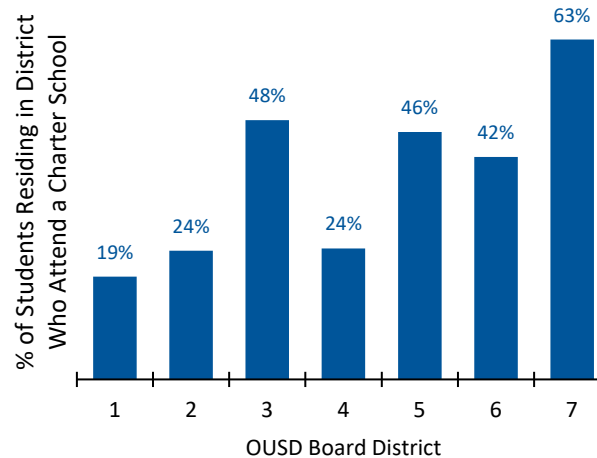


Note: ACOE=Alameda County Office of Education, Other= State Board of Education and Alameda Unified School District

## STUDENT DEMOGRAPHICS (2020-21)



## ENROLLMENT BY BOARD DISTRICT (2020-21)



## GRADUATION (2019-20)

(2019-20)

Graduation Outcomes for OUSD Charters\*

4-Year Cohort Grad Rate	90.7%
A-G Rate (of 4-Yr Cohort Grads)	71.0%
5-Year Cohort Grad Rate	93.8%

\* Excludes alternative schools (DASS)

## SELPA

OUSD Charters by SELPA (2020-21)

OUSD	5
El Dorado County	26
Sonoma County	1

**DATA SOURCES:** ENROLLMENT BY BOARD DISTRICT – Census Day Enrollment Files Provided by Charter Schools; SELPA – Reported by Charter Schools; ALL OTHER DATA – CDE DataQuest/Data Files from Annual Census Day

PREPARED BY THE  
**OUSD OFFICE OF CHARTER SCHOOLS**  
(Updated 5/5/21)